

# National Political Update

Ashlee Rich Stephenson, Senior Political Strategist

February 2022

U.S. Chamber of Commerce



# The Chamber's Strategic Objectives

## 2021-2022

1. To grow the number of pro-business, Chamber-friendly members of Congress in both parties
2. To support elected officials willing to work across the aisle to advance the Chamber's priorities
3. To mobilize constituents who agree with the Chamber to advance our policy and political objectives



U.S. Chamber of Commerce

# Change in Party Control of Presidency, Senate, and House

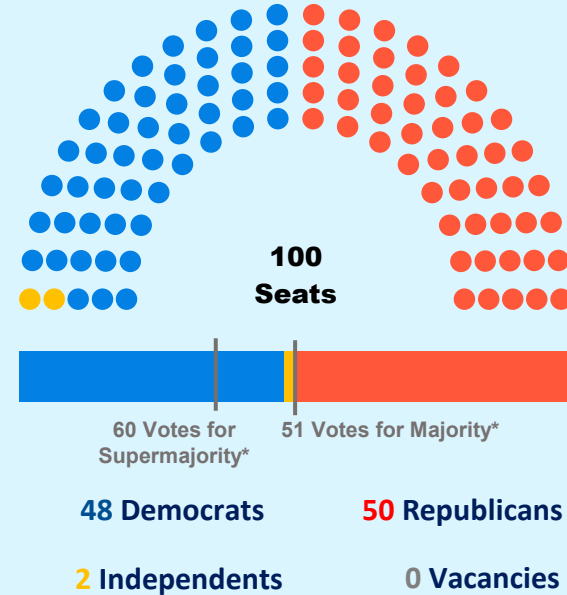
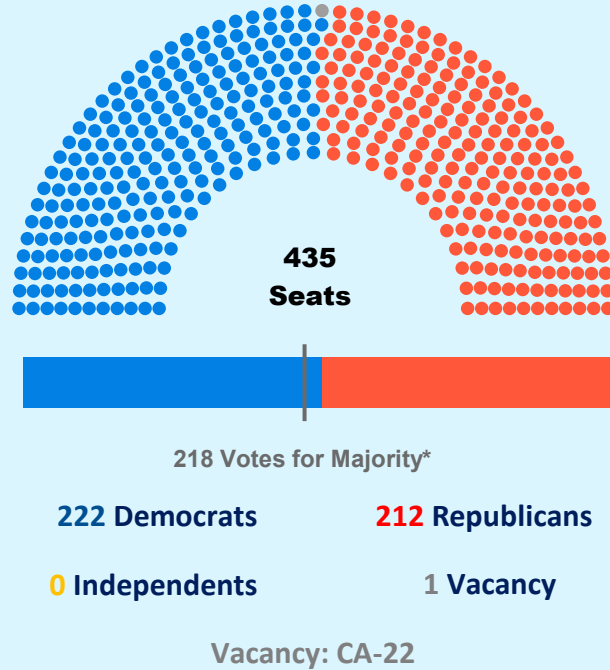
- Unified Democratic Control
- Unified Republican Control
- Divided Control
- Senate 50/50
- No change from prior election

1960 P	1962	1964	1966	1968 P	1970	1972	1974	1976 P	1978
S 1980 P	1982	1984	S 1986	1988	1990	1992 P	H and S 1994	1996	1998
2000 P	S 2002	2004	H and S 2006	2008 P	H 2010	2012	S 2014	2016 P	H 2018
S 2020 P	? 2022	? 2024							



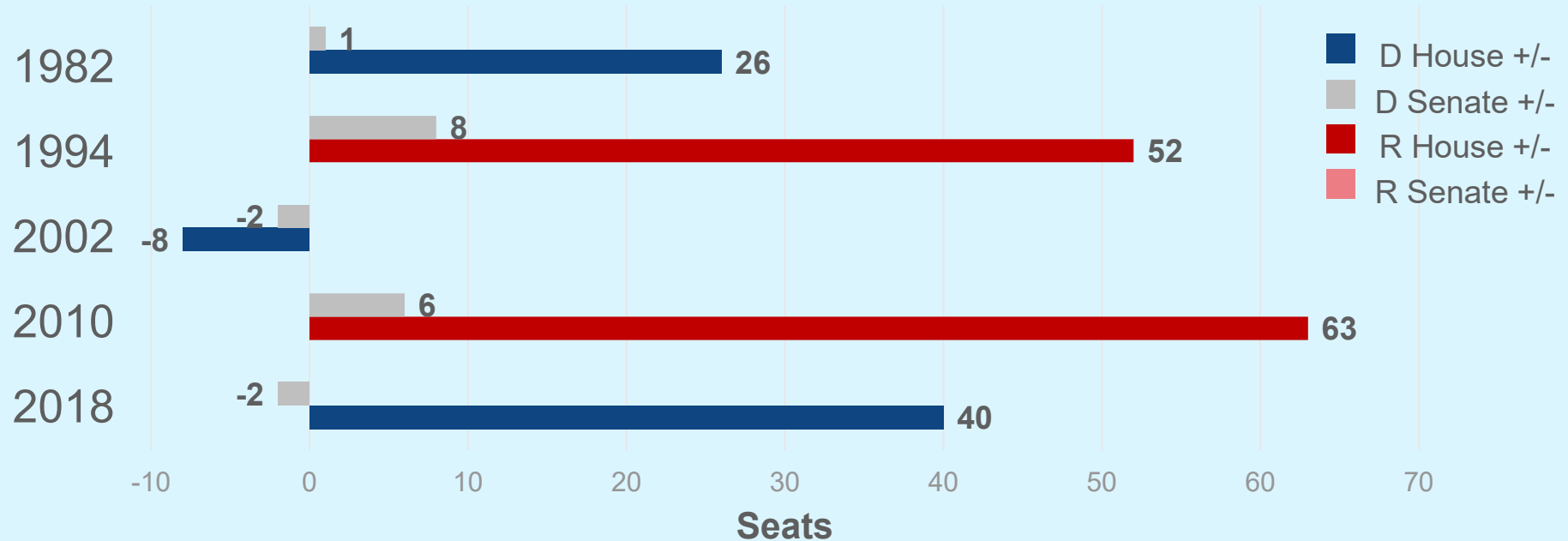
U.S. Chamber of Commerce

# Current 117<sup>th</sup> Congress



# Historical Midterm Election Trends

Seats picked up or lost by the opposition in the first midterm following a change in the White House



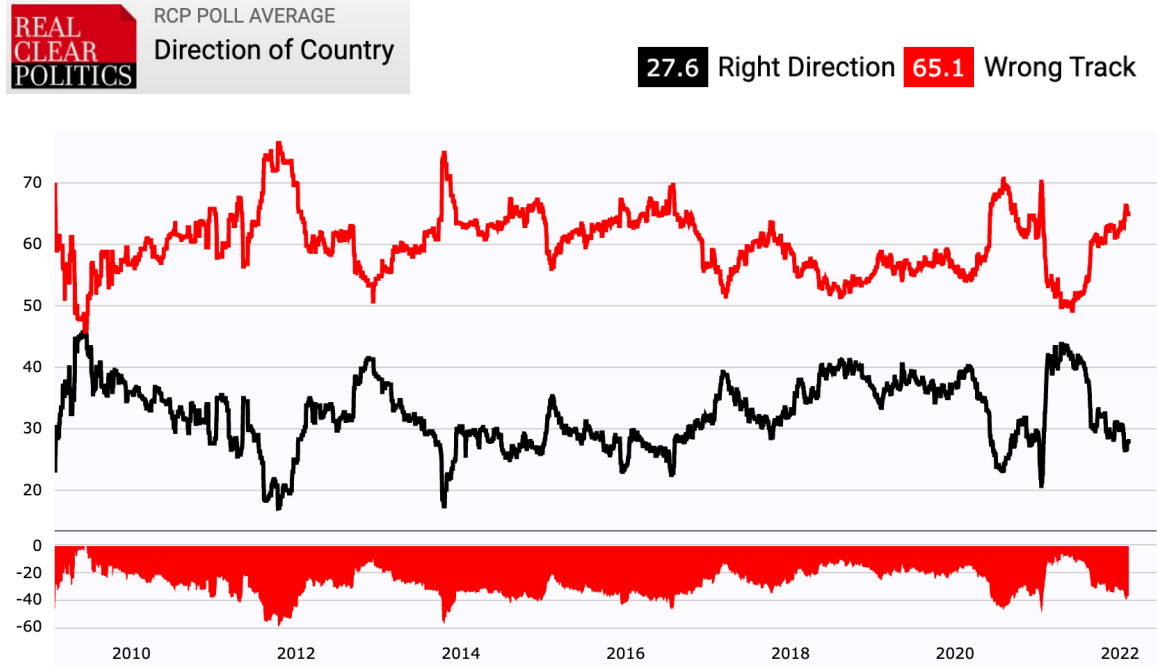
# Political Environment Measurements

## Voter Optimism

In February of 2020, 54% said  
the country was on the  
wrong track


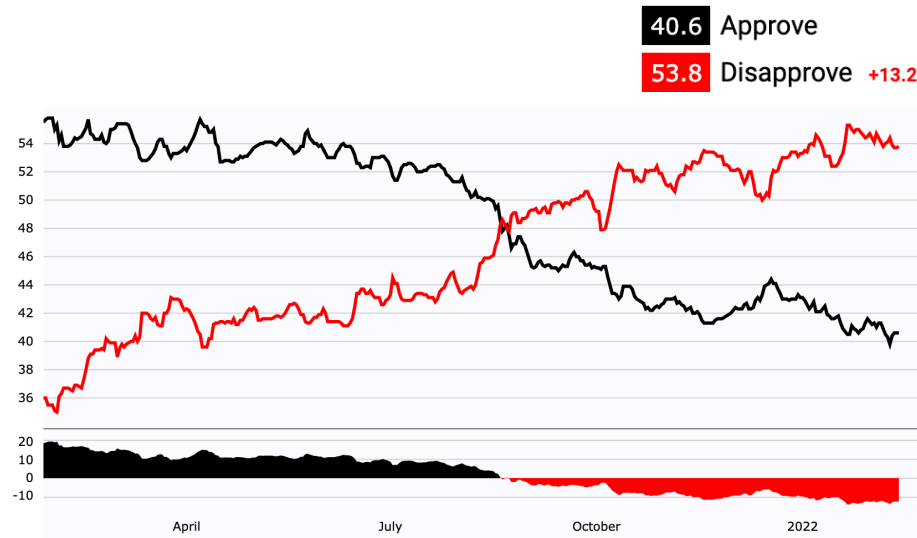


U.S. Chamber of Commerce



# Presidential Job Approval Averages

Historical January averages in  
the first term



U.S. Chamber of Commerce



Approve

42

40

49

81

Disapprove

53

55

45

13

Difference

-11

-15

+4

+68

# Political Environment Measurements

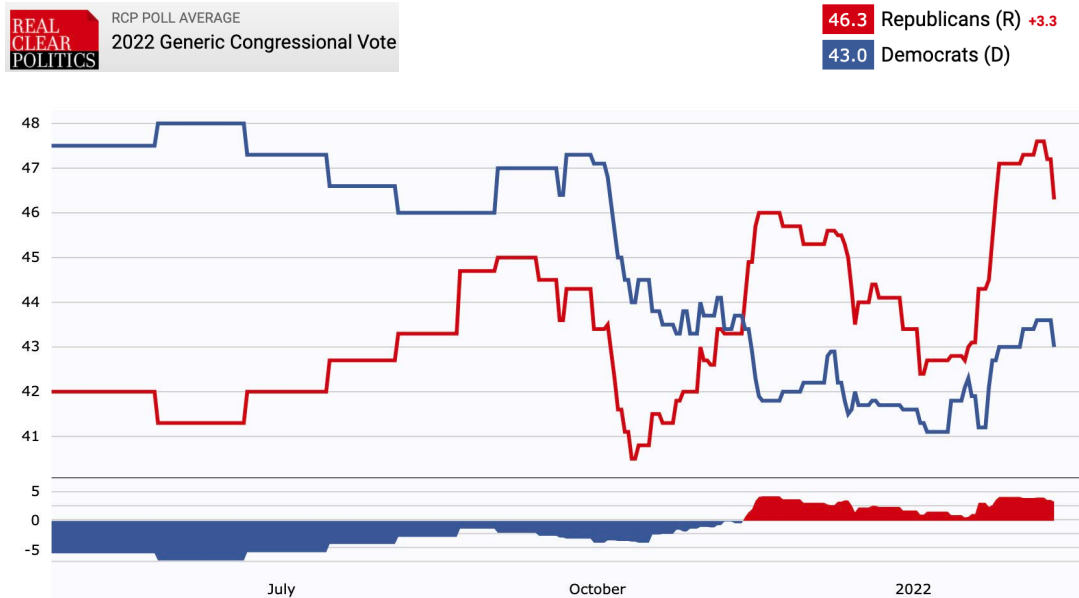
## Generic Ballot

In February of 2020, the generic ballot was D+7 and in February in 2018, it was D+8.5



U.S. Chamber of Commerce

"If we assume that redistricting will be worth an additional 10 House seats to the GOP, Democrats would likely need a lead of at least 10 points on the generic ballot in order to maintain control of the lower chamber." - Rasmussen Reports





# Top Issue Concerns

Which of these is most important to you?

	Democrats	Republicans	Independents
Jobs and the economy	13%	24%	18%
Immigration	3%	16%	11%
Climate change and the environment	25%	4%	16%
Foreign policy	0%	1%	1%
National Security	4%	8%	6%
Education	6%	3%	4%
Health care	24%	12%	16%
Taxes and government spending	3%	10%	6%
Abortion	3%	8%	4%
Civil rights	9%	4%	7%
Civil liberties	3%	2%	4%
Guns	3%	3%	2%
Crime	3%	5%	5%
Criminal justice reform	2%	1%	2%



U.S. Chamber of Commerce

# SCOTUS

## Appointment and Key Cases

Biden and Democrats get reset moment with appointment opportunity

Major 2022 Decisions:

- Vaccine Mandate
  - *National Federation Of Independent Business V. Department Of Labor, Occupational Safety And Health Administration*
- Reproductive Rights
  - *Dobbs V. Jackson Women's Health Organization*
- 2<sup>nd</sup> Amendment
  - *New York State Rifle & Pistol Association Inc. V. Bruen*
- Religious Liberty
  - *Carson V. Makin*



# Looking Ahead: 2022 & 2024

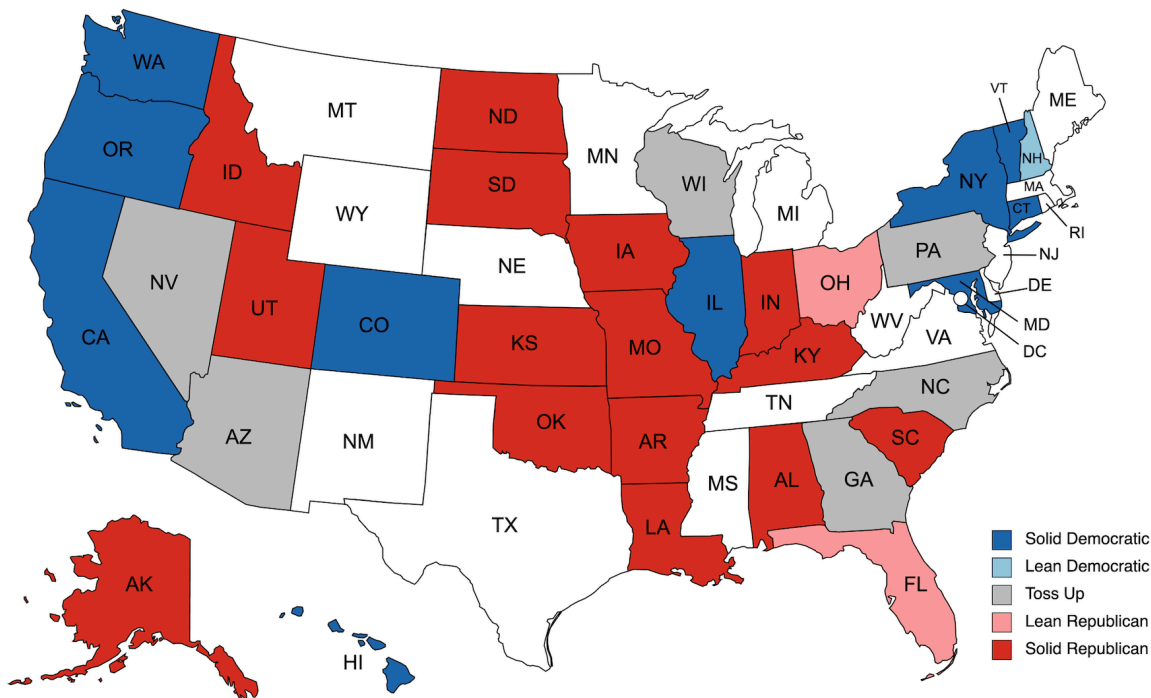


U.S. Chamber of Commerce

# U.S. Senate

- 34 Senate Seats: 20 Republican-held, 14 Democratic-held
- Only 9 out of 34 are considered competitive. 4D vs. 5R (Cook Political)
- The 6 Toss Ups are split evenly, 3D vs. 3R
- GOP Offensive Targets: AZ, GA, NH, and NV

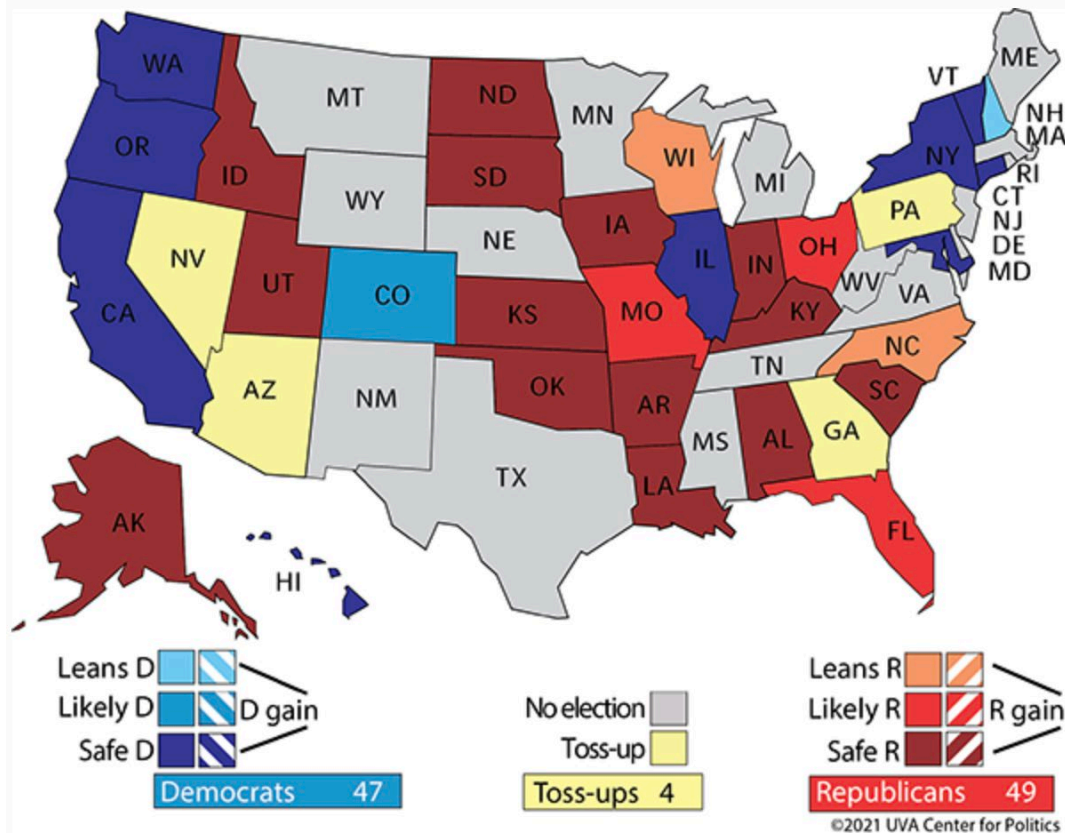
## 2022 Cook Political Senate Ratings



# Political Environment Shifts

After the 2021 fall elections, the landscape shifted.

Senator	Old Rating	New Rating
Mark Kelly (D-AZ)	Leans Democratic	Toss-up
Michael Bennet (D-CO)	Safe Democratic	Likely Democratic
Raphael Warnock (D-GA)	Leans Democratic	Toss-up
C. Cortez Masto (D-NV)	Leans Democratic	Toss-up



# U.S. Senate Landscape

## Incumbent Races



### Arizona

Cook Rating: Toss Up

Incumbent:  
Mark Kelly (D)

Top Challengers:  
Mark Brnovich (R)  
Jim Lamon (R)  
Michael McGuire (R)



### Florida

Cook Rating: Lean R

Incumbent:  
Marco Rubio (R)  
HTV: 81%

Top Challengers:  
Val Demings (D)



### Georgia

Cook Rating: Toss Up

Incumbent:  
Raphael Warnock (D)

Top Challengers:  
Gary Black (R)  
Kelvin King (R)  
Latham Saddler (R)  
Herschel Walker (R)



### Nevada

Cook Rating: Toss Up

Incumbent:  
Catherine Cortez Masto (D)  
HTV: 53%

Top Challengers:  
Adam Laxalt (R)

# U.S. Senate Landscape

## Competitive Open Seats



### Alabama

Filing Deadline:  
January 28, 2022

Primary: May 24, 2022

Primary Runoff:  
June 21, 2022

Runoff Threshold:  
If no candidate clears  
50% then the top 2  
vote-getters go to a  
runoff



### Missouri

Filing Deadline:  
March 29, 2022

Primary: August 2, 2022



### North Carolina

Filing Deadline:  
TBD

Primary: TBD

Primary Runoff:  
TBD


Runoff Threshold:  
If no candidate clears 30%  
then the top 2 vote-getters  
go to a runoff



### Ohio

Filing Deadline:  
February 2, 2022

Primary: May 3, 2022



### Pennsylvania

Filing Deadline:  
March 8, 2022

Primary: May 17, 2022

# Competitive Senate Contests

## Historical Vote Results



U.S. Chamber of Commerce

State	2022 Incumbent	Raw Vote	Percentage
2016 AL	<b>Shelby (OPEN)</b>	1,335,104	64.1%
	<b>Crumpton</b>	748,709	35.9%
2016 FL	<b>Rubio</b>	4,835,191	52.0%
	<b>Murphy</b>	4,122,088	44.3%
2016 IA	<b>Grassley</b>	926,007	60.2%
	<b>Judge</b>	549,460	35.7%
2016 MO	<b>Blunt (OPEN)</b>	1,378,458	49.2%
	<b>Kander</b>	1,300,200	46.4%
2016 NH	<b>Hassan</b>	354,649	48.0%
	<b>Ayotte</b>	353,632	47.9%
2016 NV	<b>Cortez Masto</b>	521,994	47.1%
	<b>Heck</b>	495,079	44.7%
2016 NC	<b>Burr (OPEN)</b>	2,395,376	51.1%
	<b>Ross</b>	2,128,165	45.4%
2016 OH	<b>Portman (OPEN)</b>	3,118,567	58.0%
	<b>Strickland</b>	1,996,908	37.2%
2016 PA	<b>Toomey (OPEN)</b>	2,951,702	48.8%
	<b>McGinty</b>	2,865,012	47.3%
2016 WI	<b>Johnson</b>	1,479,471	50.2%
	<b>Feingold</b>	1,380,335	46.8%

State	2022 Incumbent	Raw Vote	Percentage
2020 AZ	<b>Kelly</b>	1,716,467	51.2%
	<b>McSally</b>	1,637,661	48.8%
2020 Runoff GA	<b>Warnock</b>	2,289,113	51.0%
	<b>Loeffler</b>	2,195,841	49.0%



# 2021 FEC Reports

Fundraising Growth Continues

ActBlue 2020: \$5.1B

WinRed 2020: \$2.2B

ActBlue 2021: \$1.3B

WinRed 2021: \$559M



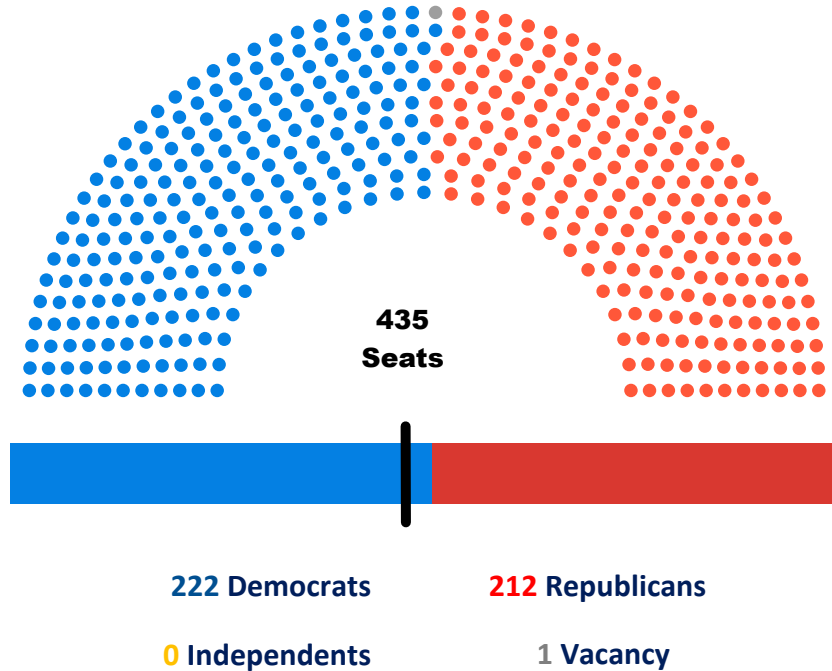
U.S. Chamber of Commerce

## 2021 FEC Reports

ANNOUNCED Q4 FUNDRAISING						
State	Candidate	Q1 Raised	Q2 Raised	Q3 Raised	Q4 Raised	Total Raised
FL	Val Demings (D)	\$353.5K	\$4.6M	\$8.4M	\$7.1M	\$20.7M
SC	Tim Scott (R)	\$2.1M	\$9.6M	\$8.3M	\$7.0M	\$27.1M
AZ	Mark Kelly (D)	\$4.4M	\$6.0M	\$8.1M	\$8.9M	\$27.5M
FL	Marco Rubio (R)	\$1.6M	\$4.0M	\$6.0M	\$5.2M	\$16.9M
GA	Herschel Walker (R)	-	-	\$3.7M	\$5.3M	\$9.0M
NV	Catherine Masto (D)	\$2.3M	\$2.7M	\$3.1M	\$3.3M	\$11.5M
NH	Maggie Hassan (D)	\$2.9M	\$3.2M	\$2.9M	\$3.2M	\$12.3M
PA	John Fetterman (D)	\$3.9M	\$2.5M	\$2.7M	\$2.7M	\$11.9M
OH	Tim Ryan (D)	\$1.2M	\$3.1M	\$2.5M	\$2.9M	\$8.5M
OH	J.D. Vance (R)	-	-	\$1.07M	\$532K	\$2.07M
IN	Todd Young (R)	\$1.2M	\$2.0M	\$1.6M	\$1.6M	\$6.4M
AL	Katie Britt (R)	-	\$2.2M	\$1.5M	\$1.2M	\$4.9M
NV	Adam Laxalt (R)	-	-	\$1.4M	\$1.3M	\$2.7M
PA	Conor Lamb (D)	\$411.5K	\$978.0K	\$1.2M	\$1.3M	\$3.9M
WI	Mandella Barnes (D)	-	-	\$1.1M	\$1.2M	\$2.3M
NC	Pat McCrory (R)	-	\$1.2M	\$1.0M	\$748K	\$3.0M
GA	Raphael Warnock (D)	\$4.5M	\$7.1M	\$9.5M	\$9.8M	\$30.9M
IA	Chuck Grassley (R)	\$256K	\$625K	\$824K	\$1.4M	\$3.1M
MO	Eric Schmitt (R)	-	\$1.3M	\$651K	\$457K	\$2.4M
NC	Cheri Beasley (D)	-	\$1.2M	\$1.5M	\$2.1M	\$4.9M
CO	Michael Bennet (D)	\$1.2M	\$1.7M	\$2.0M	\$2.1M	\$7.1M
WA	Patty Murray (D)	\$842K	\$2.0M	\$1.2M	\$1.4M	\$5.6M
AZ	Blake Masters (R)	-	-	\$1.1M	\$1.5M	\$2.5M
NV	Sam Brown (R)	-	-	\$1.0M	\$1.0M	\$2.0M
WI	Ron Johnson (R)	\$545K	\$1.2M	\$906K	\$711K	\$2.6M

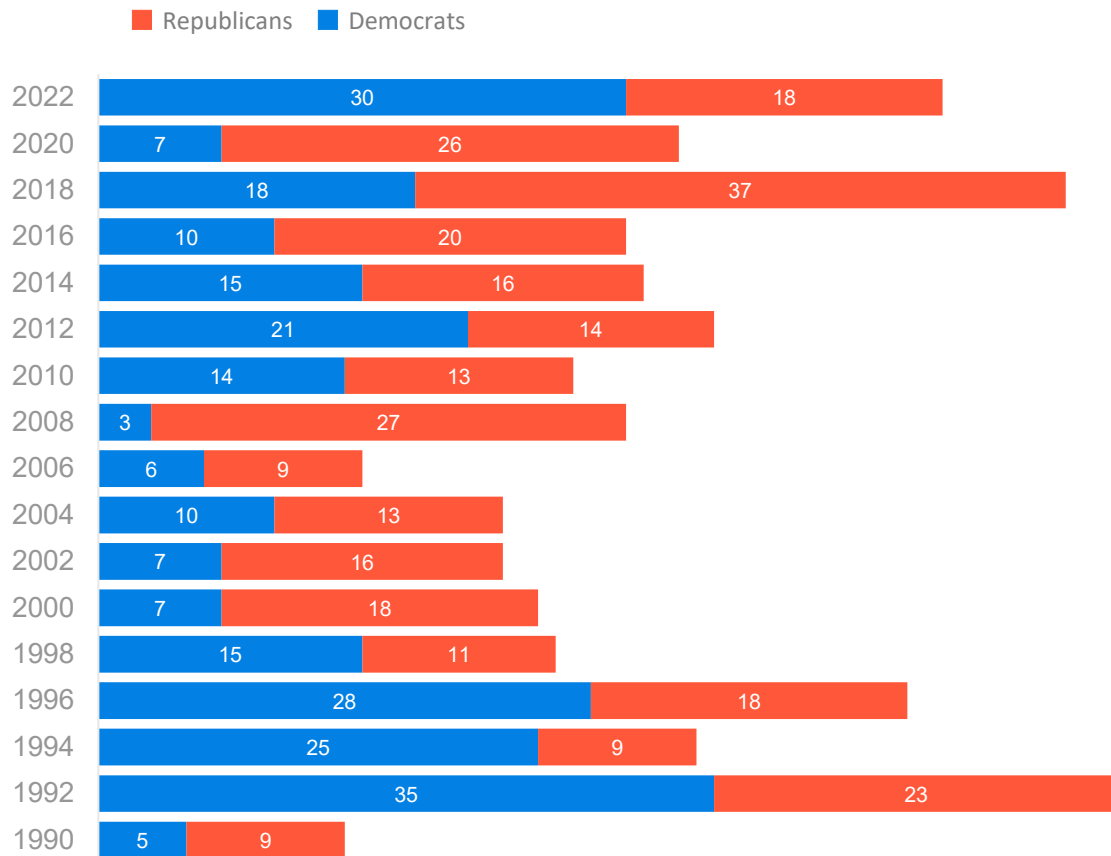
# U.S. House

- Current balance of power: 222D vs. 213R, 218 to Majority
- 42 House members (13R and 29D) have announced that they will not seek reelection to the House in 2022



# Retirements from Congress by Cycle

- 4 members of the 117th Congress joined the Biden Administration
- 2022 House Retirement Announcements: 29 D vs. 13 R
- 2022 Senate Retirement Announcements: 1 D vs. 5 R

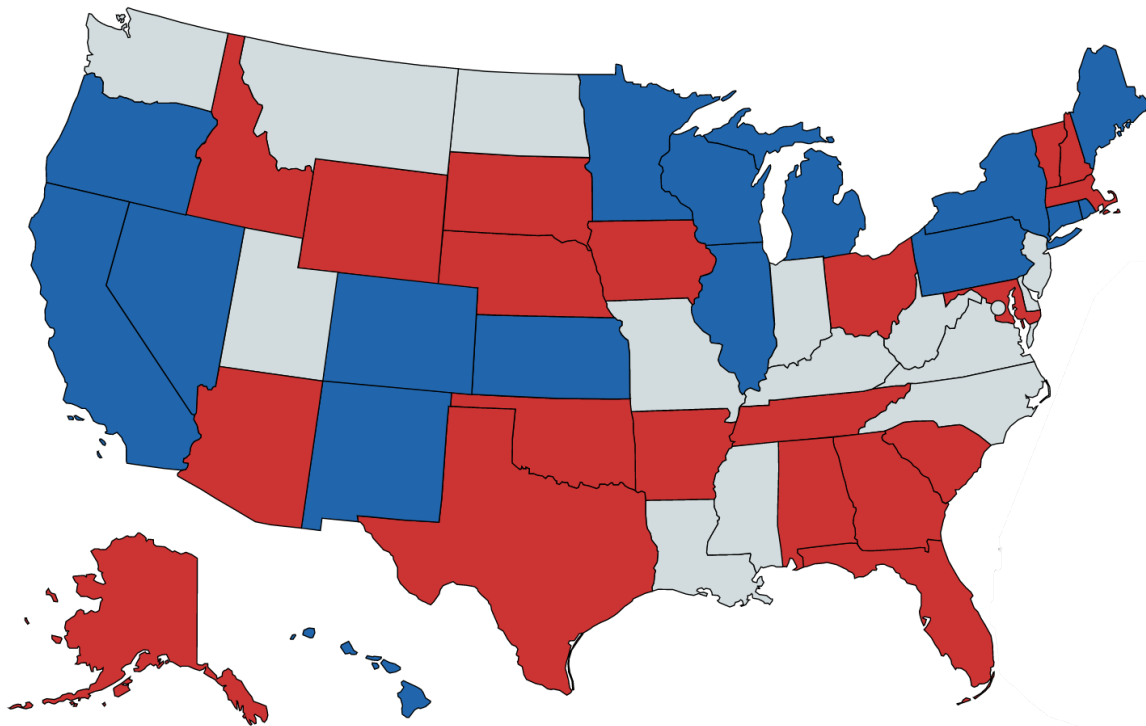


\*Data includes retirements; does not include members of Congress seeking a different office or members of Congress who resigned before the election

## Governors Up for Reelection:



■ Democratic Incumbent  
■ Republican Incumbent

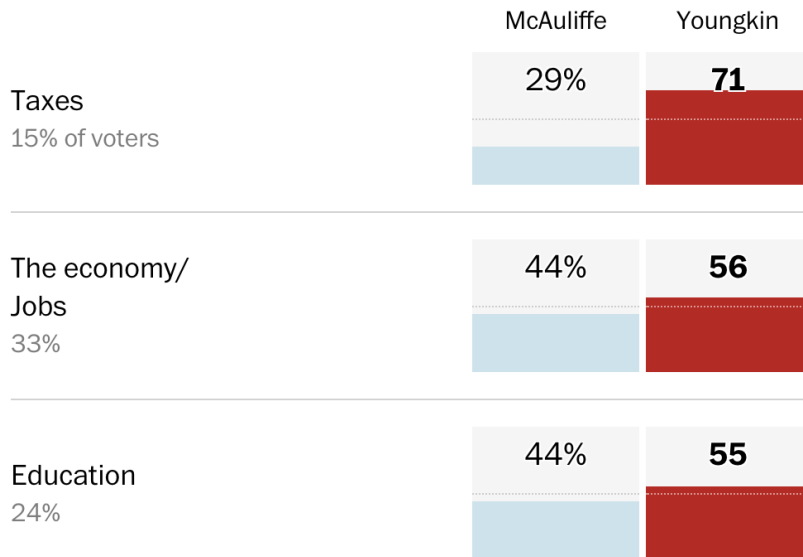


# 2021 Virginia Gubernatorial Election

## Exit Polls

- Jobs and the economy were the top issues among voters, followed by education and taxes
- Coronavirus and the pandemic came in fourth with 14%
- 51% of voters felt that parents should have a lot of say in what their schools teach. Youngkin won this group with 76%

**Which one of these five issues mattered most in deciding how you voted for governor today?**

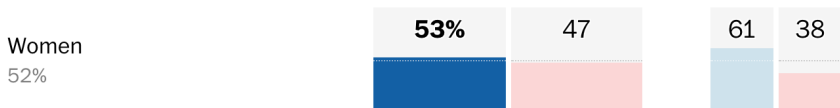
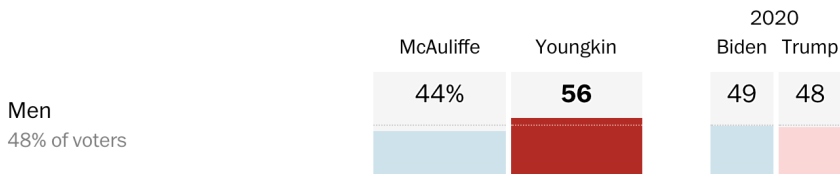
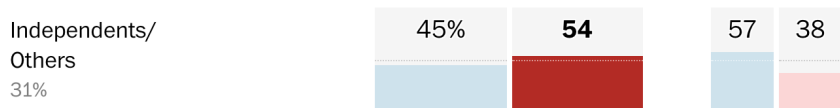
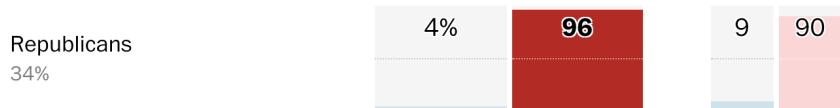
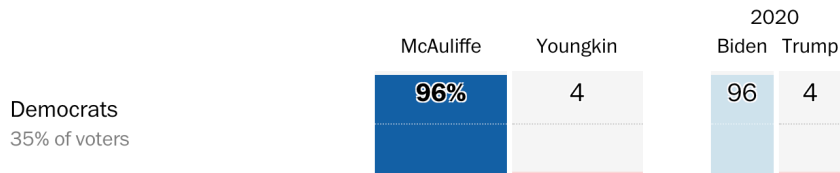


# 2021 Virginia Gubernatorial Election

## Exit Polls

- Youngkin **won Independents** by 9 points
- Youngkin **outperformed Trump** by 16 points **among Independents** and 6 points **among Republicans**
- Youngkin **outperformed Trump among women** by 9 points
- 54% of voters disapprove of Joe Biden's handling of his job as President. Youngkin won this group with 91%

### Party self-identification



# The Redistricting Process



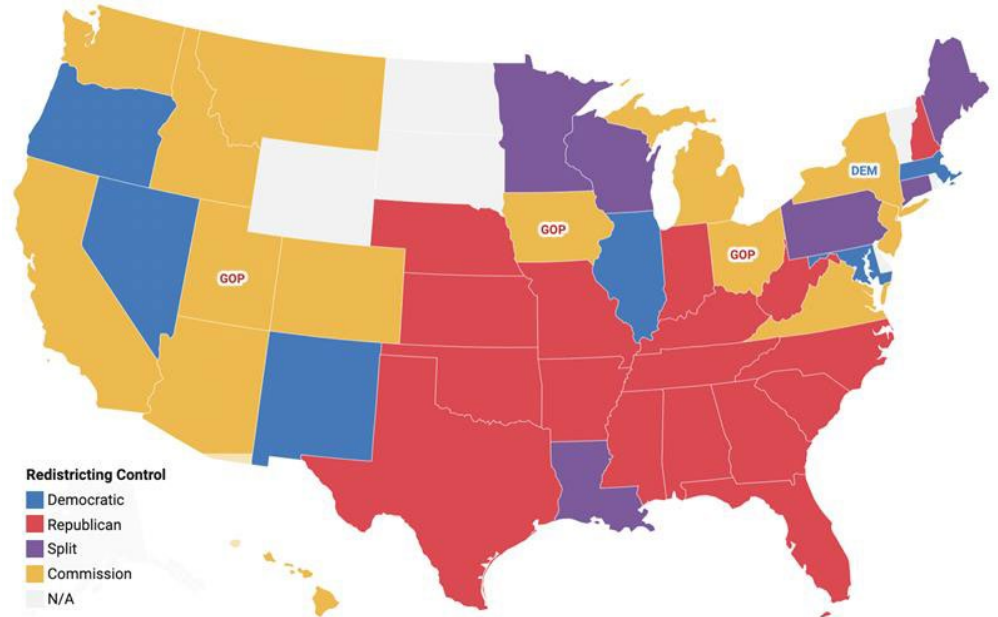
U.S. Chamber of Commerce

# Power of Redistricting

Seats (+/-)	
Florida	+1
Texas	+2
North Carolina	+1
Oregon	+1
Colorado	+1
Montana	+1
West Virginia	-1
Illinois	-1
California	-1
Michigan	-1
Ohio*	-1
New York*	-1
Pennsylvania	-1

Deadlines for new redistricting maps began September 15, 2021 (IA, CT) and September 30, 2021 (OH). 11 more states have deadlines before the end of 2021. Louisiana has the latest deadline of July 22, 2022.

*Commissions that are subject to being overruled by partisan legislatures are denoted with GOP or DEM.*



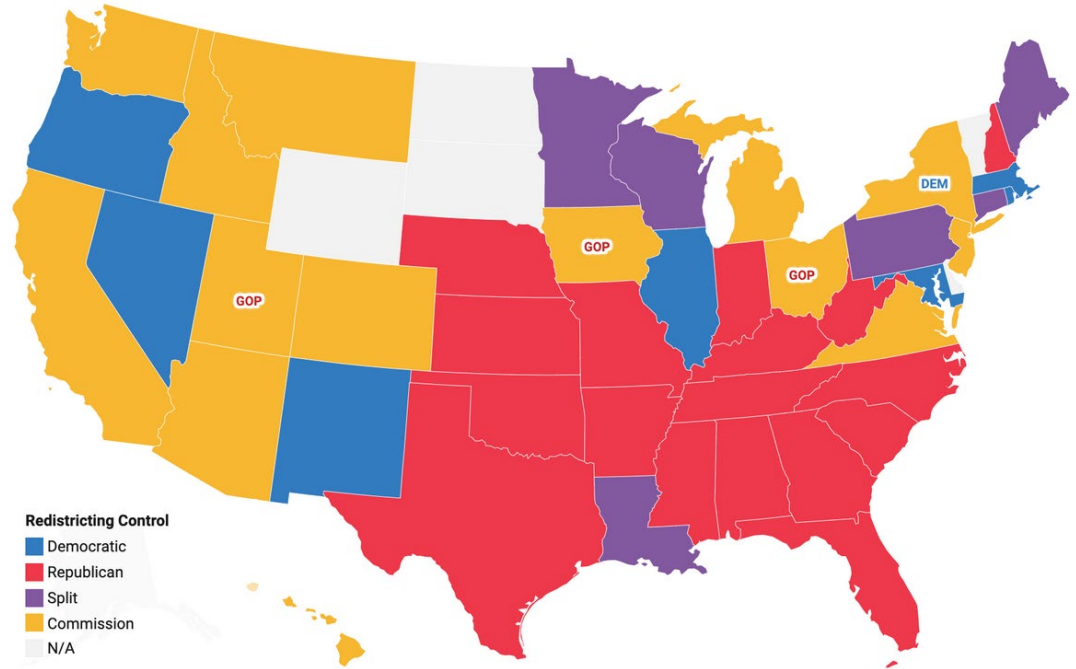
Map: Ally Flinn • Source: National Conference of State Legislatures, All About Redistricting



# 2020 Census

## What Did We Learn?

- Many states with September and early fall redistricting timelines have missed deadlines and others are being forced to push theirs back.
- Gaining Congressional Seats: TX will gain 2 seats while CO, FL, MT, NC, and OR will each gain 1 seat
- Losing Congressional Seats: CA, IL, MI, NY, OH, PA, and WV will all lose 1 seat each
- Only states to gain in 2010 and 2020: TX and FL
- Only states to lose in 2010 and 2020: IL, MI, NY, OH, and PA



Source: National Conference of State Legislatures, All About Redistricting

# U.S. State Legislatures: Party Control

## Status Following 2021 Elections:

Of the 98 State Chambers with partisan control: Republicans hold 62; Democrats hold 36

Republicans hold 54% of the nation's state legislative seats, and control 61% of state legislatures

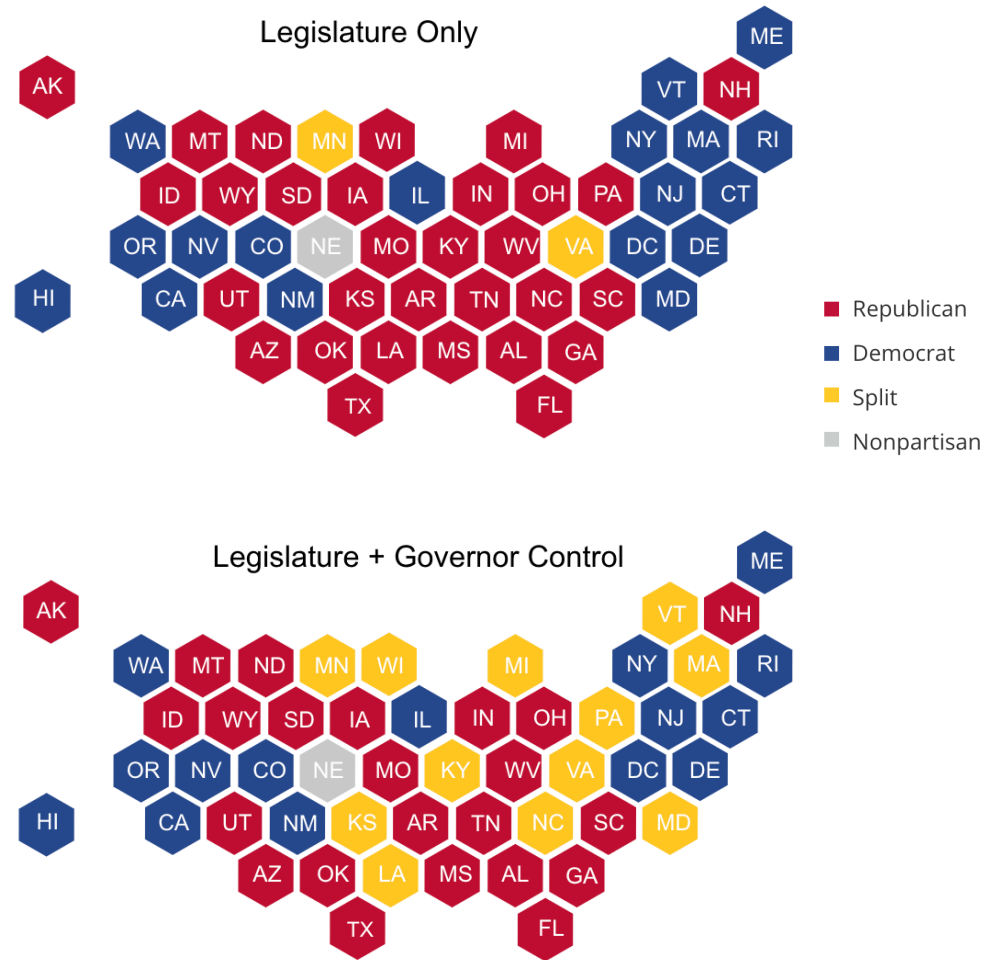
Minnesota and Virginia are the only states with a split State Legislature.


There are currently 28 Republican and 22 Democratic Governors

## What This Means:

While Democrats control Washington, Republicans have an edge at the state level and more state Supreme Court justices lean Republican than Democrat.

This is supported by Republican-appointed majorities on federal appeals courts and the U.S. Supreme court.





# National Political Update

Ashlee Rich Stephenson, Senior Political Strategist

February 2022

U.S. Chamber of Commerce

