



TEXAS PERSONAL PROTECTIVE EQUIPMENT (PPE)



UPDATE

APRIL 6, 2020

PPE SUPPLIES

 **MASKS**

 **FACE SHIELDS**

 **GLOVES**

 **GOWNS**

 **COVERALLS**



PPE DISTRIBUTION IN TEXAS IN PAST WEEK

| | |
|---------------------|------------------|
| MASKS | 1,676,510 |
| FACE SHIELDS | 209,856 |
| GLOVES | 2,721,350 |
| GOWNS | 169,231 |
| COVERALLS | 7,594 |

Numbers from: 3/27/20 – 4/5/20



ADDITIONAL MASKS ON THE WAY

- RECEIVED 2.5 MILLION MASKS IN LAST 24 HOURS
- 3 MILLION ADDITIONAL MASKS ARRIVING BY 4/11/20



STATE **PPE** DISTRIBUTION

-  **ESTABLISHED** SUPPLY CHAIN STRIKE FORCE TO COLLABORATE WITH PUBLIC AND PRIVATE SECTORS TO MEET HEALTHCARE SUPPLY NEEDS
-  **CREATED** ONLINE PORTAL AT WWW.TEXAS.GOV
-  **DISTRIBUTED** SUPPLIES FROM STRATEGIC NATIONAL STOCKPILE



PRIORITY FOR PPE DISTRIBUTION

- Hospitals or health care professionals in contact with or treating confirmed COVID patients with potential for high loss of life.
 - *Needed to protect most critical capacity in hospitals*
 - *Losing hospital capacity will lead to increased deaths.*
- Health care facilities, including long-term care with an emerging or active outbreak (one or more cases)
 - *Transmission within vulnerable/elderly population*
 - *High potential for multiple deaths*



PRIORITY FOR PPE DISTRIBUTION

- Facilities and EMS personnel that may encounter a suspected case and interface with a vulnerable population.
 - Health care – hospitals
 - EMS – based on triage – needed for respiratory issues
 - Hospital staff for in-house testing – hospital emergency departments
 - Long-term care facilities with history of COVID
 - Isolated patient step-down locations



PRIORITY FOR PPE DISTRIBUTION

- Health care facilities, providers, and first responders that have general patient encounters and needs.
- Other health care settings not caring for inpatient COVID patients with general need
- Other health care professionals collecting specimens
- Other first responders



PPE DISTRIBUTION PROCESS

- PPE comes to State central warehouse
- Central Warehouse ships to Hospital Preparedness Program (HPP) providers and to local Texas Military Department Armories
- Amount shipped to HPP regions is percentage of total PPE on-hand based on number of total hospital beds
- To submit a State of Texas Assistance Request (STAR) form for PPE, work with local emergency management coordinator and HPP providers



FEDERAL REIMBURSEMENT

- Local officials should track receipts for federal reimbursement
- FEMA Category B
- CARES



NCTTRAC

DALLAS - FORT WORTH AREA

MASKS
369,960

FACE SHIELDS
56,652

GLOVES
681,860

GOWNS
53,268

COVERALLS
1,973

Numbers from: 3/27/20 - 4/5/20



SETRAC HOUSTON AREA

MASKS
401,132

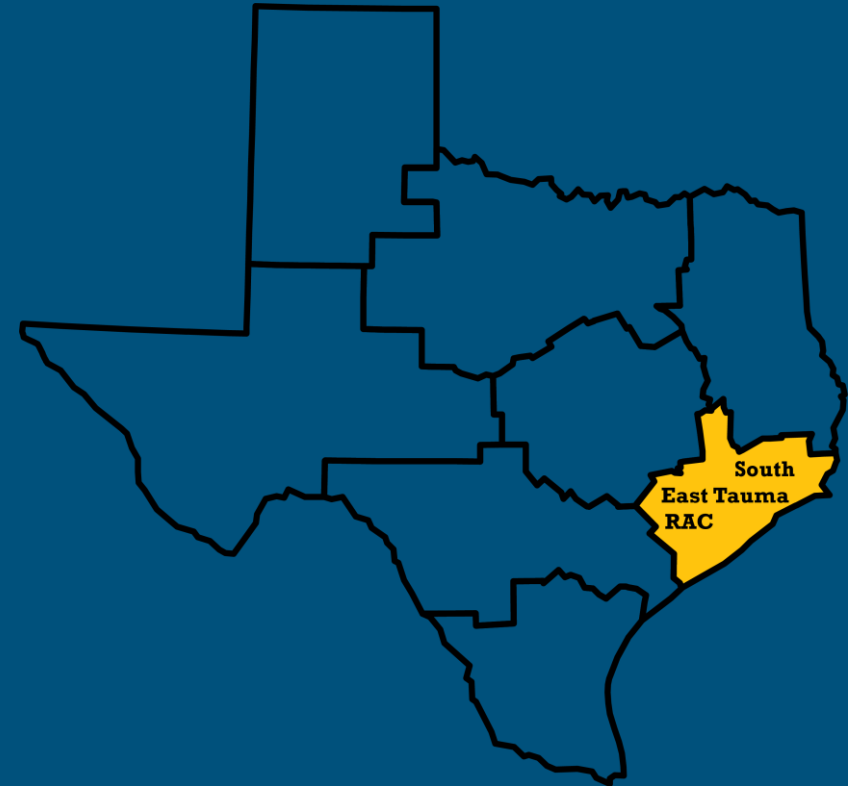
FACE SHIELDS
60,624

GLOVES
737,600

GOWNS
46,164

COVERALLS
1,211

Numbers from: 3/27/20 – 4/5/20



PINEY WOODS RAC

TYLER

MASKS
101,990

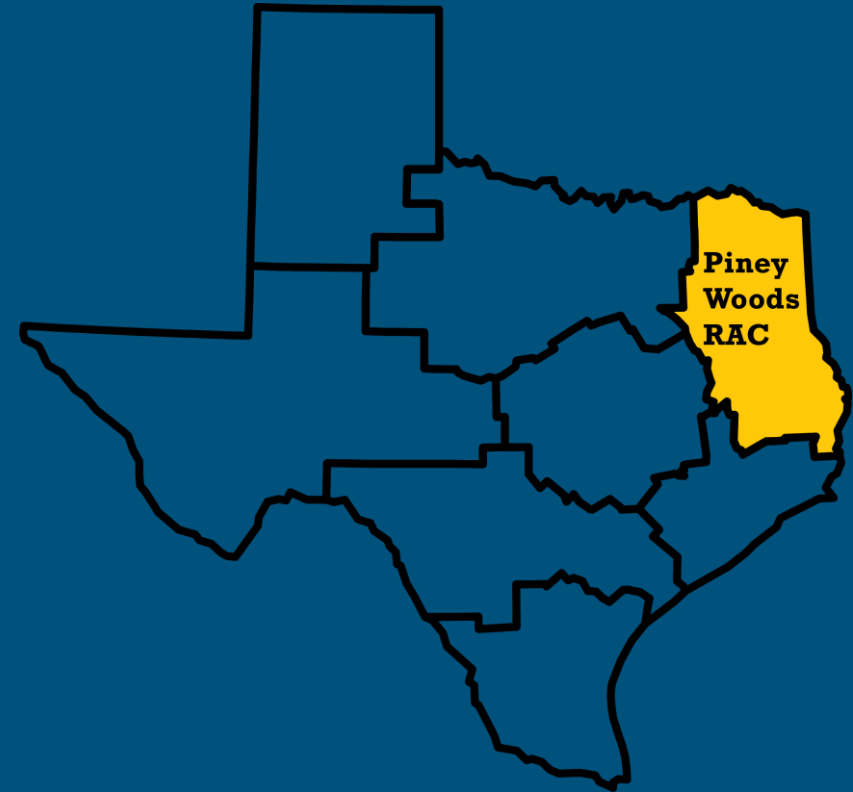
FACE SHIELDS
12,584

GLOVES
204,000

GOWNS
9,594

COVERALLS
498

Numbers from: 3/27/20 – 4/5/20



BORDER RAC

EL PASO

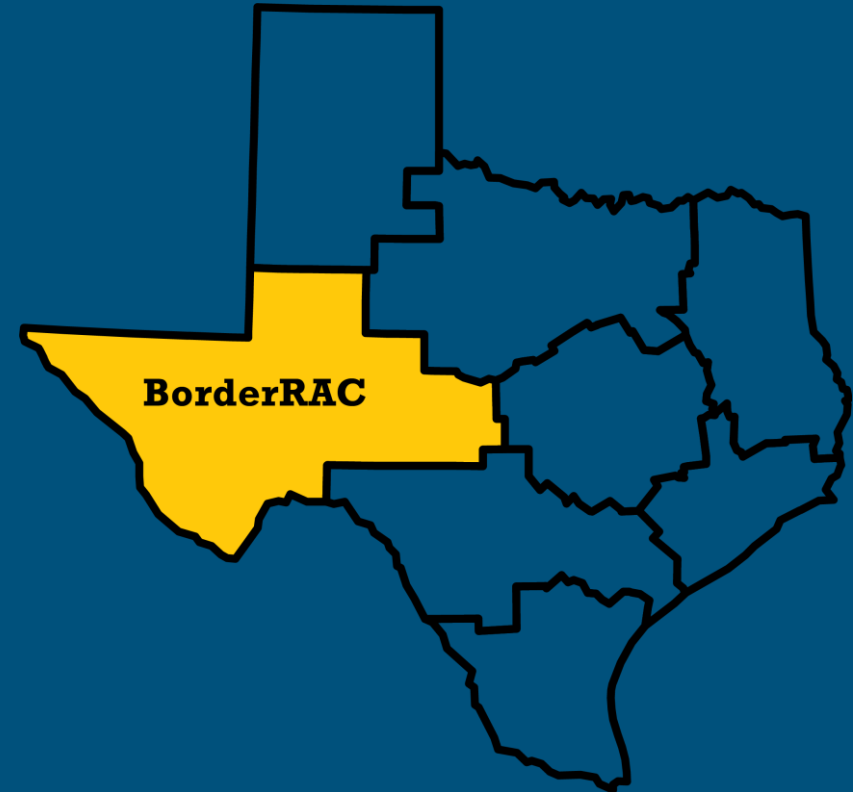
MASKS
68,880

FACE SHIELDS
8,456

GLOVES
136,800

GOWNS
6,336

COVERALLS
328



Numbers from: 3/27/20 – 4/5/20



PANHANDLE RAC

AMARILLO AREA

MASKS
101,580

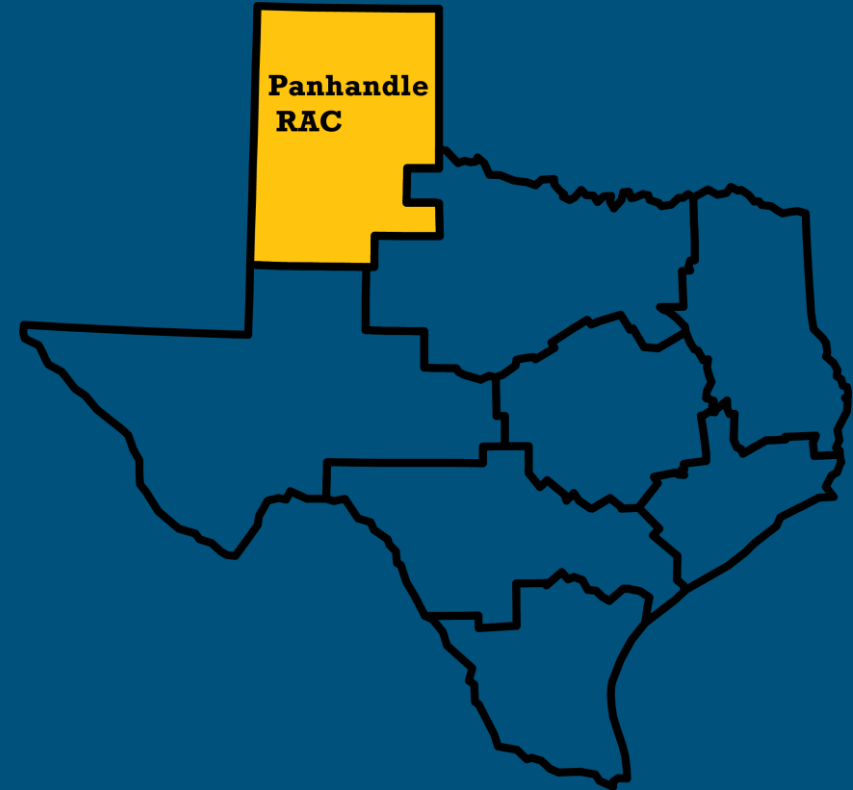
FACE SHIELDS
12,580

GLOVES
215,500

GOWNS
9,594

COVERALLS
485

Numbers from: 3/27/20 – 4/5/20



CBRAC

COASTAL BEND AREA

MASKS
101,000

FACE SHIELDS
12,672

GLOVES
194,070

GOWNS
9,594

COVERALLS
524

Numbers from: 3/27/20 – 4/5/20



STRAC

SAN ANTONIO AREA

MASKS
230,620

FACE SHIELDS
29,480

GLOVES
348,000

GOWNS
21,931

COVERALLS
1,042

Numbers from: 3/27/20 – 4/5/20



CATRAC AUSTIN AREA

MASKS
125,170

FACE SHIELDS
16,808

GLOVES
203,520

GOWNS
12,750

COVERALLS
598

Numbers from: 3/27/20 – 4/5/20

