



How to Apply for Unemployment

1.) [Click Here](#) to Apply for Unemployment

2.) Create an Account Click "New User"

fldeo-flwork-prod1.pegacloud.net/prweb/app/default/tHGV_g6FQZMSYakWUervaQ%28%28*!ISTANDARD

Apps Text Service Login Website Crime County Stats County Comm SPB Portal TI Portal SP SPB TI MB RB NRB RS IS IRB

DEO
FLORIDA DEPARTMENT OF
ECONOMIC OPPORTUNITY

**Reemployment
Assistance**

Email Address

Password

Log in

New User

3.) Fill out the blanks

fldeo-flwork-prod1.pegacloud.net/prweb/app/default/thGV_g6FQZMSYakWUervaQ%28%28*!STANDARD

Apps Text Service Login Website Crime County Stats County Comm SPB Portal TI Portal SP SPB TI MB RB NRB RS IS IRB

DEO
FLORIDA DEPARTMENT OF
ECONOMIC OPPORTUNITY

First Name*	Enter First Name
Last Name*	Enter Last Name
Email*	This will also be used as your Username
Language*	English ▾
Password*	Enter Password

The password should contain atleast one special character and a numeric character

Confirm Password*	Confirm Password
-------------------	------------------

Florida Law provides that knowingly making a false statement, in order to obtain or increase Reemployment benefits, is a third degree felony punishable by up to \$5,000 in fines and five years in jail. It is also illegal to file a claim or claim benefit weeks for someone else. All cases determined to be fraudulent can be referred to the State Attorney's office for

4.) Click box acknowledging terms and click "Register"

A screenshot of a web registration form on a dark blue background. The form contains the following fields:

- Last Name*: izzo
- Email*: doug@tampabaybeaches.com
- Language*: English (dropdown menu)
- Password*:

Below the password field, there is a note: "The password should contain atleast one special character and a numeric character".

Below the note, there is a Confirm Password* field with

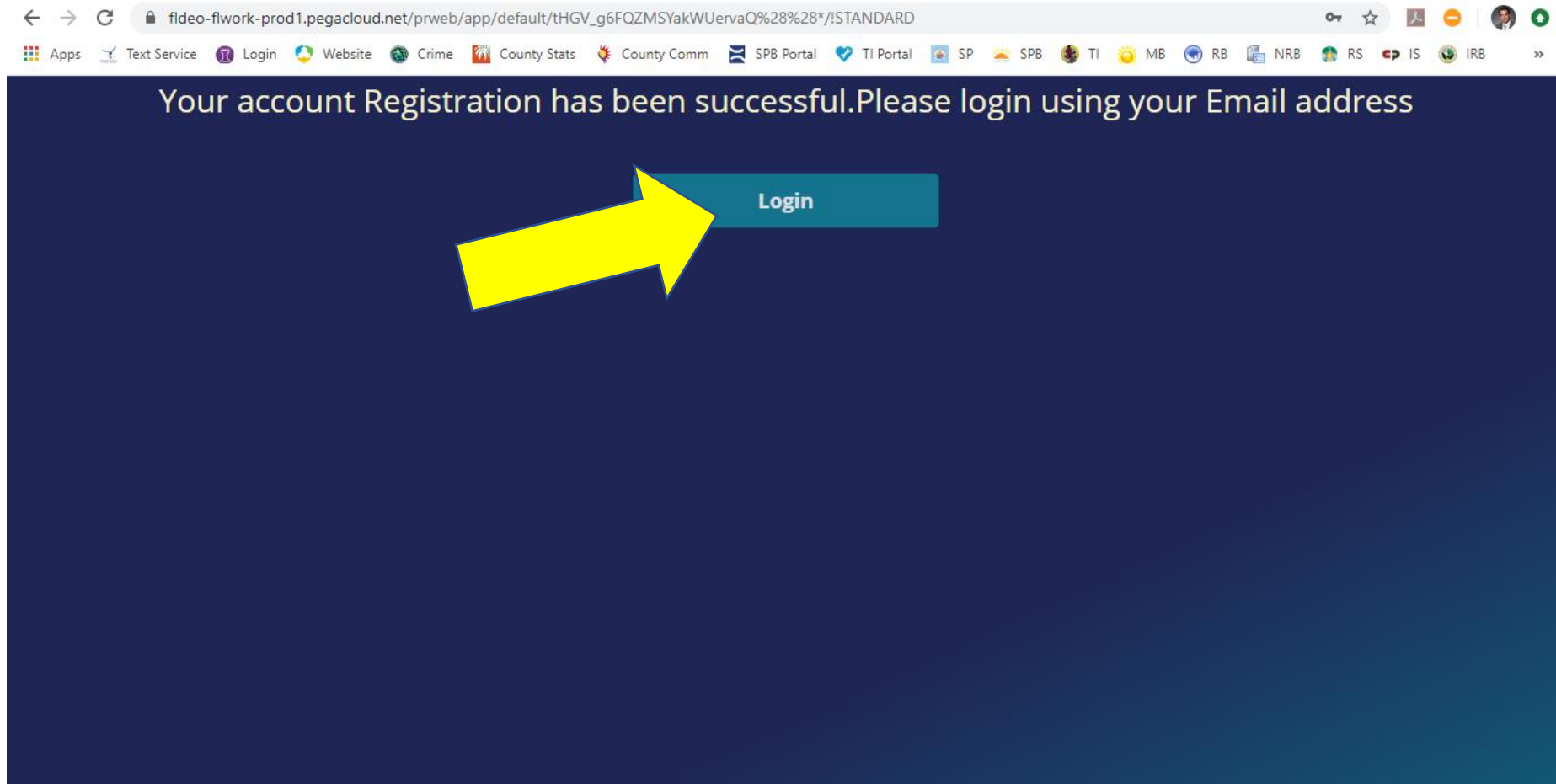
Below the confirm password field, there is a paragraph of text: "Florida Law provides that knowingly making a false statement, in order to obtain or increase Reemployment benefits, is a third degree felony punishable by up to \$5,000 in fines and five years in jail. It is also illegal to file a claim or claim benefit weeks for someone else. All cases determined to be fraudulent can be referred to the State Attorney's office for prosecution. Each week of benefits fraudulently claimed is a separate offense for prosecution. **If you give false information or a false Social Security Number when filing your claim, you could be arrested for fraud.**"

Below the text, there is a checkbox with the text: "I acknowledge that I understand this statement and wish to continue to file my claim". The checkbox is checked.

At the bottom of the form, there is a large teal button labeled "Register".

Two yellow arrows are overlaid on the image: one points to the checkbox, and the other points to the "Register" button.

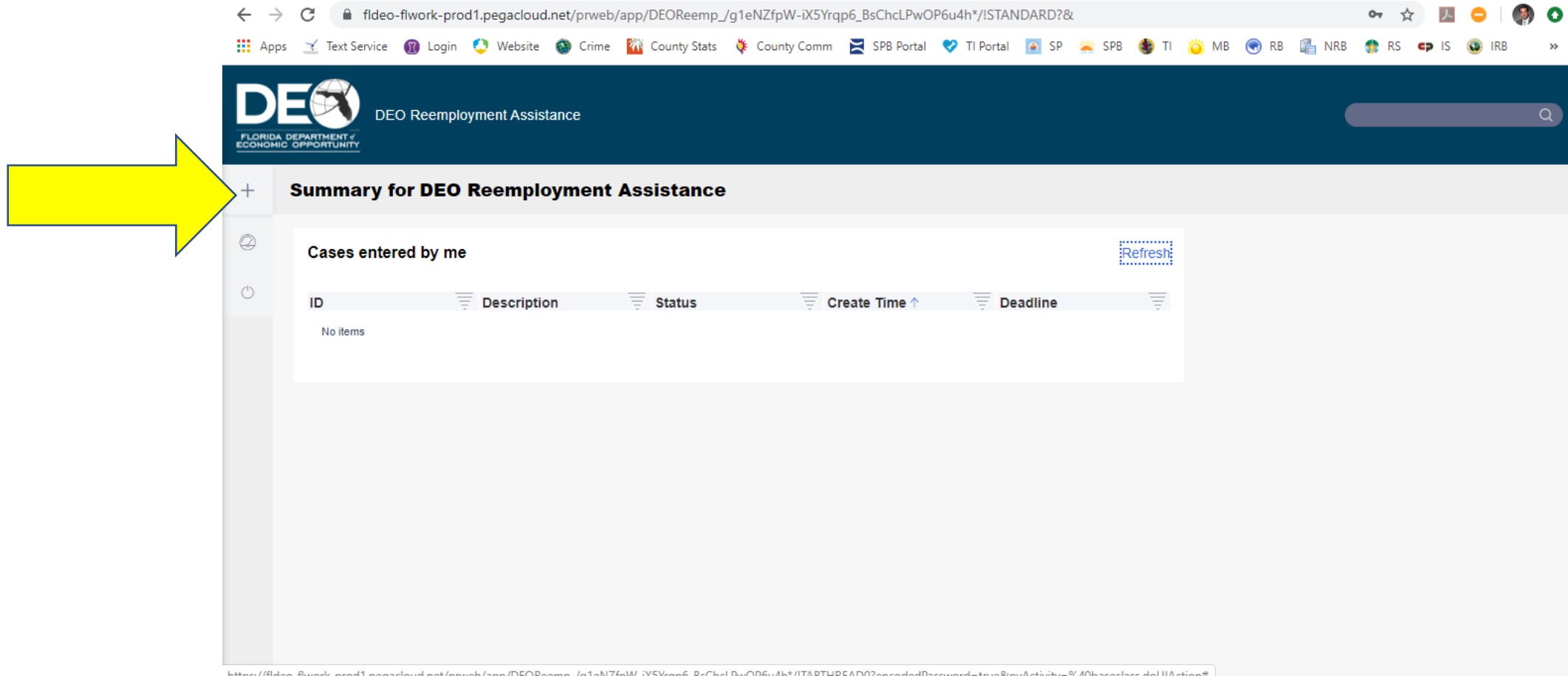
5.) Click "Login"



6.) Enter your login information and click "Log in"

The screenshot shows a web browser window with the URL `fideo-flwork-prod1.pegacloud.net/prweb/app/default/tHGV_g6FQZMSYakWUervaQ%28%28*/ISTANDARD`. The browser's address bar and a row of application shortcuts are visible at the top. The main content area has a dark blue background. At the top center is the DEO logo, which includes a globe and the text 'FLORIDA DEPARTMENT OF ECONOMIC OPPORTUNITY'. Below the logo, the text 'Reemployment Assistance' is displayed in white. The login form consists of two white input fields. The first field contains the email address 'doug@tampabaybeaches.com' and has a large yellow arrow pointing to it from the left. The second field contains a masked password '.....' and has a lock icon on the left. Below the input fields are two teal buttons: 'Log in' and 'New User'. A second large yellow arrow points to the 'Log in' button from the bottom right.

7.) Click on the plus sign on the left toolbar




The screenshot shows a web browser window with the URL `fideo-flwork-prod1.pegacloud.net/prweb/app/DEOReemp_g1eNZfpW-iX5Yrqp6_BsChcLPwOP6u4h*/!STANDARD?&`. The browser's address bar and a row of application shortcuts (Apps, Text Service, Login, Website, Crime, County Stats, County Comm, SPB Portal, TI Portal, SP, SPB, TI, MB, RB, NRB, RS, IS, IRB) are visible at the top. The application header is dark blue with the DEO logo and the text "DEO Reemployment Assistance" and "FLORIDA DEPARTMENT OF ECONOMIC OPPORTUNITY". A search bar is on the right. The main content area has a grey header with a plus sign and the text "Summary for DEO Reemployment Assistance". A yellow arrow points to this plus sign. Below the header is a section titled "Cases entered by me" with a "Refresh" button. A table with columns "ID", "Description", "Status", "Create Time", and "Deadline" is shown, containing the text "No items".

Summary for DEO Reemployment Assistance

Cases entered by me [Refresh](#)

ID	Description	Status	Create Time	Deadline
No items				

8.) Click on "New"



Browser address bar: fldeo-flwork-prod1.pegacloud.net/prweb/app/DEORreemp_g1eNZfpW-iX5Yrqp6_BsChcLPwOP6u4h*/ISTANDARD?&

Browser tabs: Apps, Text Service, Login, Website, Crime, County Stats, County Comm, SPB Portal, TI Portal, SP, SPB, TI, MB, RB, NRB, RS, IS, IRB

DEO Reemployment Assistance
FLORIDA DEPARTMENT OF ECONOMIC OPPORTUNITY

Navigation menu:

- + New
- Home
- Log off

DEO Reemployment Assistance

Refresh

Description	Status	Create Time ↑	Deadline
-------------	--------	---------------	----------

URL: https://fldeo-flwork-prod1.pegacloud.net/prweb/app/DEORreemp_g1eNZfpW-iX5Yrqp6_BsChcLPwOP6u4h*/ISTANDARD?&#

9.) Click on "Claim"

The screenshot shows a web browser window with the URL `fideo-flwork-prod1.pegacloud.net/prweb/app/DEOReemp_/g1eNZfpW-iX5Yrqp6_BsChcLPwOP6u4h*/!STANDARD?&`. The browser's address bar and tabs are visible at the top. The main content area features a dark blue header with the DEO logo and the text "DEO Reemployment Assistance". Below the header is a light gray sidebar with a menu containing "New", "Claim", "Home", and "Log off". The "Claim" item is highlighted in blue, and a large yellow arrow points to it from the left. The main content area displays the title "DEO Reemployment Assistance" and a "Refresh" button. Below this is a table header with columns: "Description", "Status", "Create Time ↑", and "Deadline".

10.) Read alert and click "Yes" then "Submit"

The screenshot shows a web browser window with the URL `fideo-flwork-prod1.pegacloud.net/prweb/app/DEOReemp_/g1eNZfpW-iX5Yrqp6_BsChcLPwOP6u4h*/!STANDARD?&`. The browser's address bar and a toolbar with various application icons are visible at the top. Below the browser, the application header features the DEO logo and the text "DEO Reemployment Assistance" and "FLORIDA DEPARTMENT OF ECONOMIC OPPORTUNITY". A search bar is located on the right side of the header.

The main content area displays a "Claim (C-223275) NEW" section. Below this, a "Fraud Alert" is shown with a "DI" icon. The alert text reads: "Florida Law provides that knowingly making a false statement, in order to obtain or increase Reemployment benefits, is a third degree felony punishable by up to \$5,000 in fines and five years in jail. It is also illegal to file a claim or claim benefit weeks for someone else. All cases determined to be fraudulent can be referred to the State Attorney's office for prosecution. Each week of benefits fraudulently claimed is a separate offense for prosecution. **If you give false information or a false Social Security Number when filing your claim, you could be arrested for fraud.**"

Below the alert text, there is a statement: "I acknowledge that I understand this statement and wish to continue to file my claim. *". Underneath this statement are two radio buttons: "Yes" (which is selected) and "No".

At the bottom of the form, there are three buttons: "Cancel", "Save", and "Submit". A yellow arrow points to the "Yes" radio button, and another yellow arrow points to the "Submit" button.

11.) Fill out personal Information and click "Next" until complete

The screenshot shows a web browser window with the following details:

- Browser Tabs:** Inbox (13) - doug@tampabaybe..., Tampa Bay Beaches Chamber of..., PEGA Pega Case Manager Portal
- Address Bar:** fideo-fiwork-prod1.pegacloud.net/prweb/app/DEOReemp_/g1eNZfpW-iX5Yrqp6_BsChcLPwOP6u4h*/!STANDARD?&
- Page Header:** DEO Reemployment Assistance, FLORIDA DEPARTMENT OF ECONOMIC OPPORTUNITY
- Page Content:**
 - Claim (C-223275) NEW**
 - Personal Details** (with a 'DI' button)
 - Social Security Number ***
 - First Name ***
 - Middle Initial**
 - Last Name ***
 - Other Names Used During Employment**
 - Local Mailing Address**
 - Street Address ***
 - Apt.#**

The Windows taskbar at the bottom shows the time as 11:50 AM on 4/10/2020.

12.) Completed Screen

The screenshot shows a web browser window with the URL `fideo-flwork-prod1.pegacloud.net/prweb/app/DEOReemp_/g1eNZfpW-iX5Yrqp6_BsChcLPwOP6u4h*/!STANDARD?&`. The browser's address bar and a row of application icons are visible at the top. Below the browser is a dark blue header for the 'DEO Reemployment Assistance' application, featuring the logo and a search bar. The main content area has a light gray background and is titled 'Summary for DEO Reemployment Assistance'. Underneath, there is a section titled 'Cases entered by me' with a 'Refresh' button. A table displays the following data:

ID	Description	Status	Create Time	Deadline
C-84024	Claim	Resolved-Completed	4/9/20 9:19 AM	

Questions?

Contact

Doug Izzo

Government Affairs Director

Tampa Bay Beaches Chamber of Commerce

Doug@tampabaybeaches.com

(941) 626-2392

