



Labor Market Trends

Elk River Chamber

Luke Greiner

Regional Labor Market Analyst

Department of Employment and Economic Development

Labor Market Information Office

<http://mn.gov/deed/data/>

DEED's Regional Analysts

We've got you covered...

Northwest PIC
WSA 1

Chet Bodin

*Northwest
WSA 1 & 2*

Brainerd WorkForce Center
chet.bodin@state.mn.us

218-825-2183



Rural MN CEP
WSA 2

Stearns-Benton ETC
WSA 17

Luke Greiner

*Central & Southwest
WSA 5, 6 & 17*

St. Cloud WorkForce Center
luke.greiner@state.mn.us

320-308-5378



Central MN
WSA 5

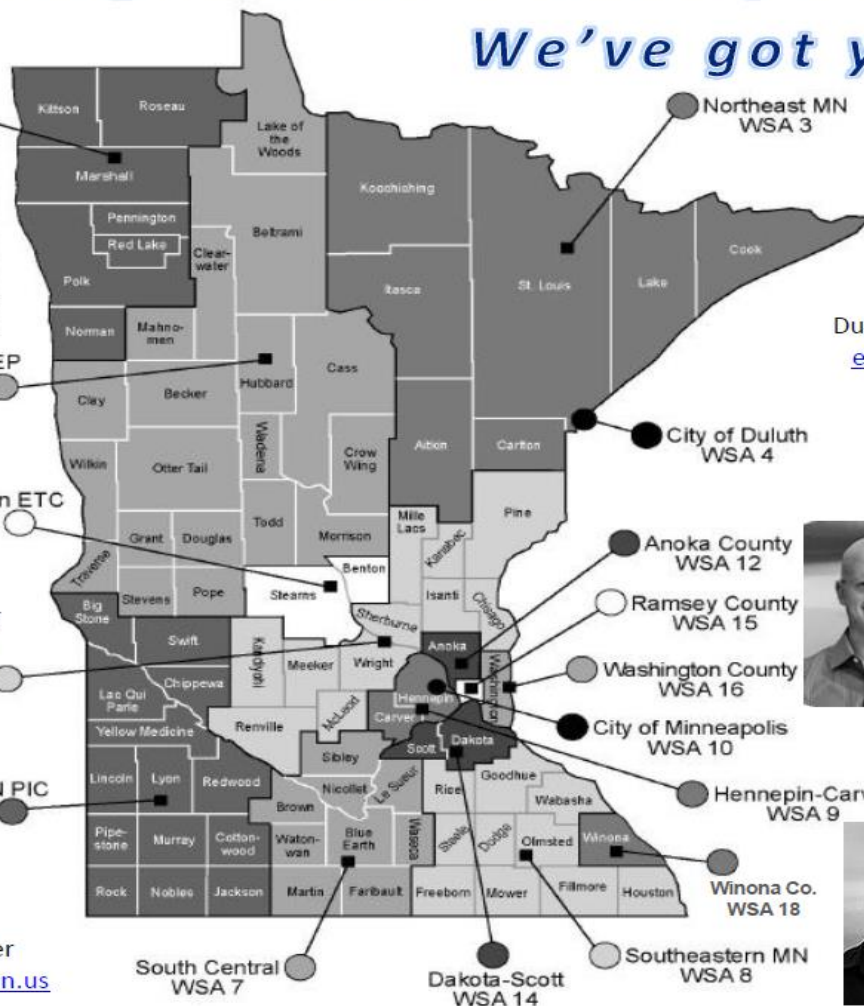
Southwest MN PIC
WSA 6

Cameron Macht

*Regional Analysis &
Outreach Unit Manager*
Willmar WorkForce Center

cameron.macht@state.mn.us

320-441-6596



Northeast MN
WSA 3

Erik White

*Northeast
WSA 3 & 4*

Duluth WorkForce Center
erik.white@state.mn.us

218-302-8413



City of Duluth
WSA 4

Anoka County
WSA 12

Ramsey County
WSA 15

Washington County
WSA 16

City of Minneapolis
WSA 10

Hennepin-Carver
WSA 9

Winona Co.
WSA 18

Southeastern MN
WSA 8

Dakota-Scott
WSA 14

Tim O'Neill

*Twin Cities
WSA 9, 10, 12, 14, 15 & 16*
St. Paul

timothy.oneill@state.mn.us
651-259-7401



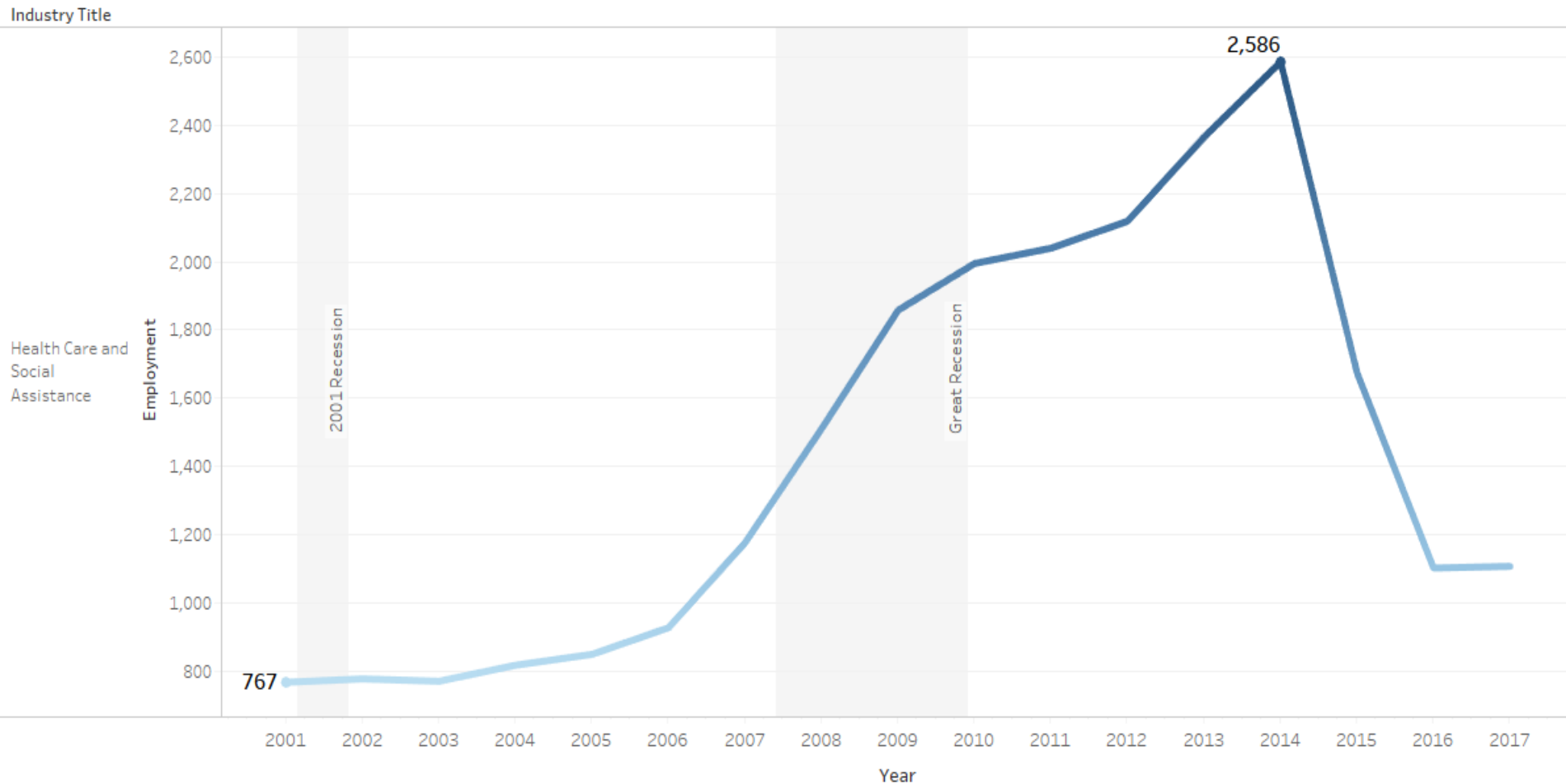
Mark Schultz

*Southeast & South Central
WSA 7, 8 & 18*

Winona WorkForce Center
mark.schultz@state.mn.us
507-205-6068



Employment Trends, Elk River, Sherburne



- Nearly all losses were from ambulatory HC services (-1,442)
 - But all sectors in HC also declined

Largest Recent Changes (2016-2017)

- Specialty trade contractors, +155 jobs
- Administrative and support svc, +25 jobs
- Personal laundry services, +17 jobs
- Nonstore retailers, +13 jobs
- Ambulatory health care, +13 jobs
- Credit intermediation, +12 jobs
- Nursing and residential care, +12 jobs

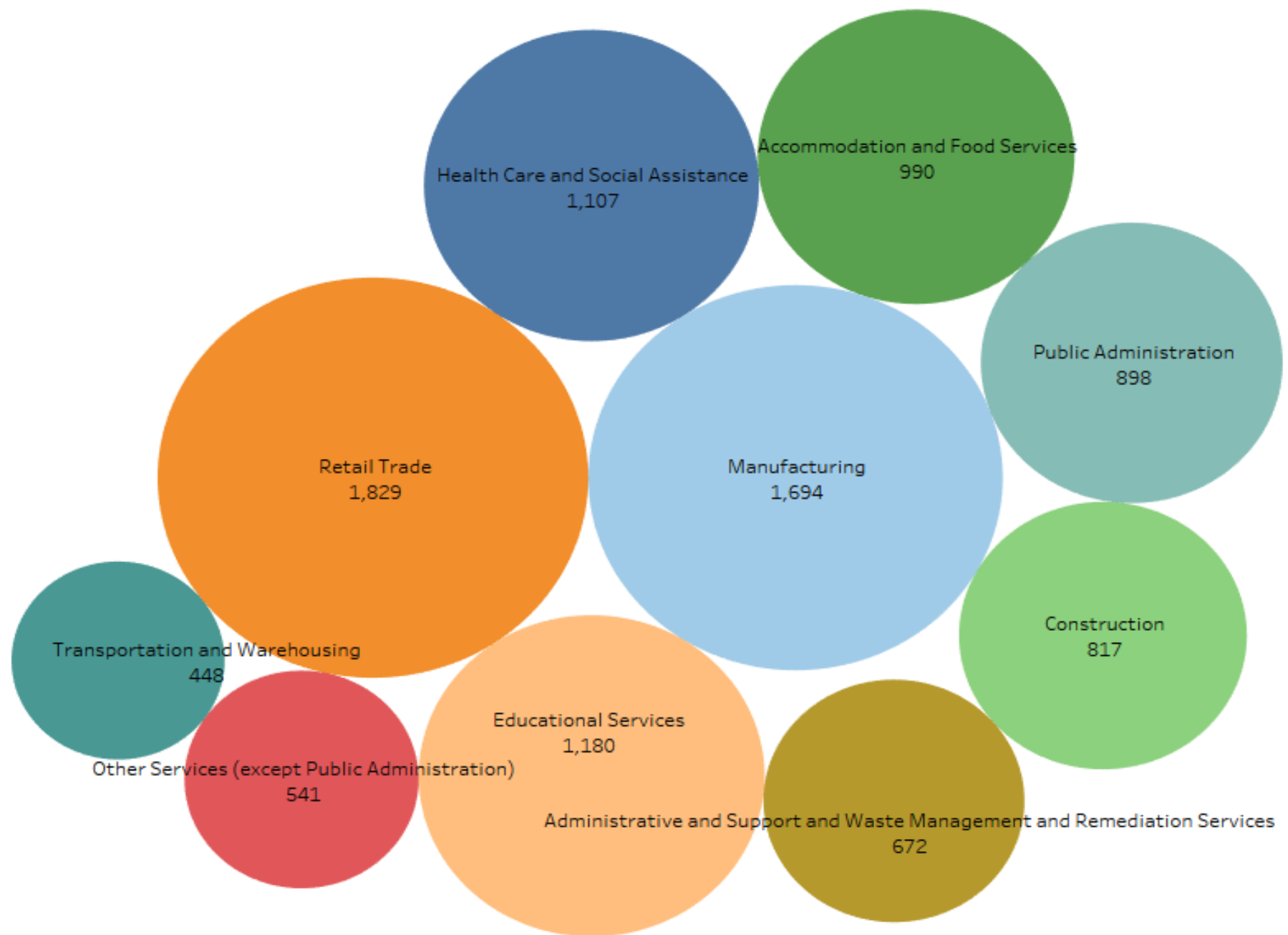
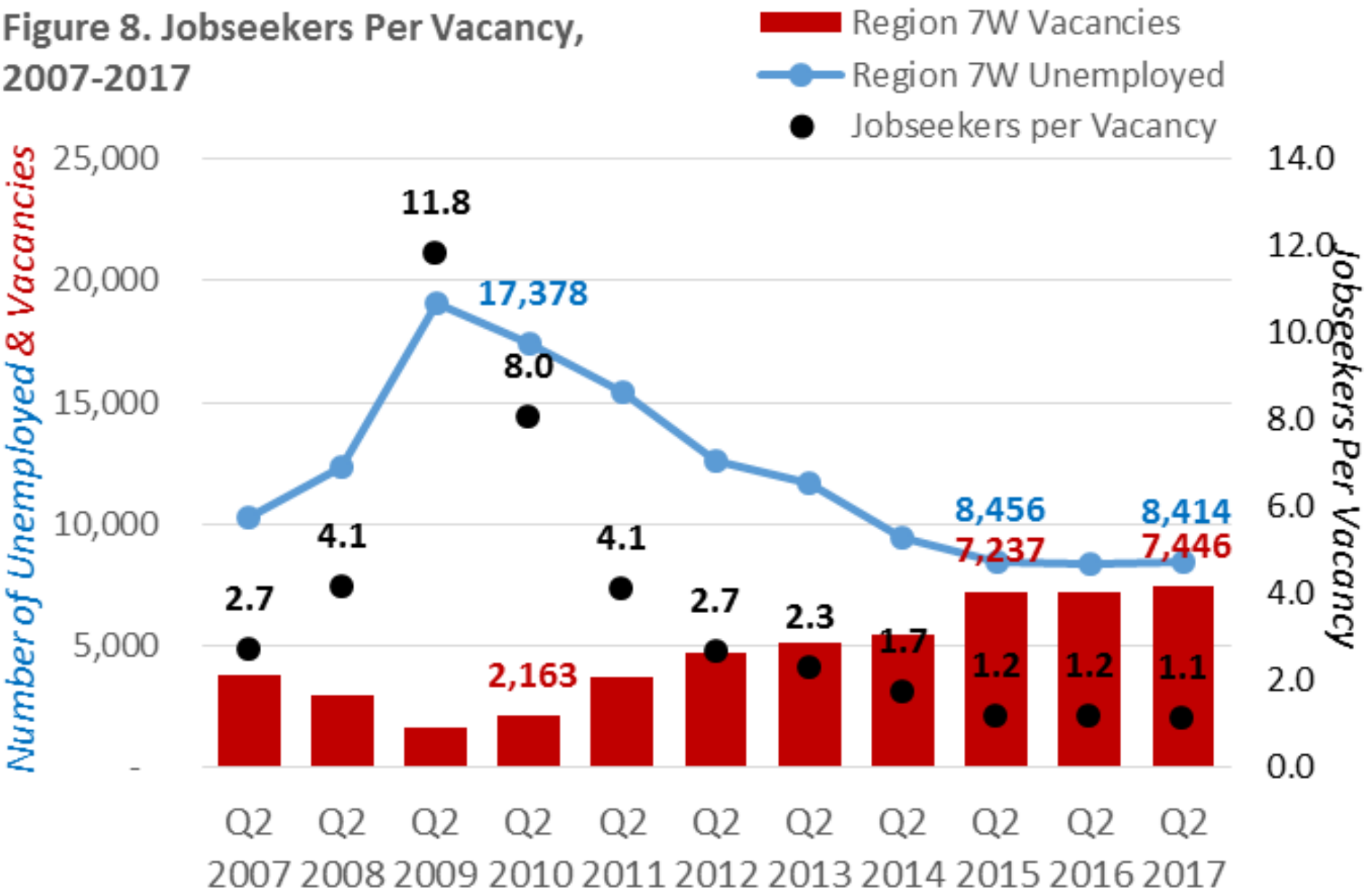



Figure 8. Jobseekers Per Vacancy, 2007-2017



Source: DEED Job Vacancy Survey, LAUS program

3.9% Unemployment rate in 2017, not last seen since '97-'01

What does this Mean?

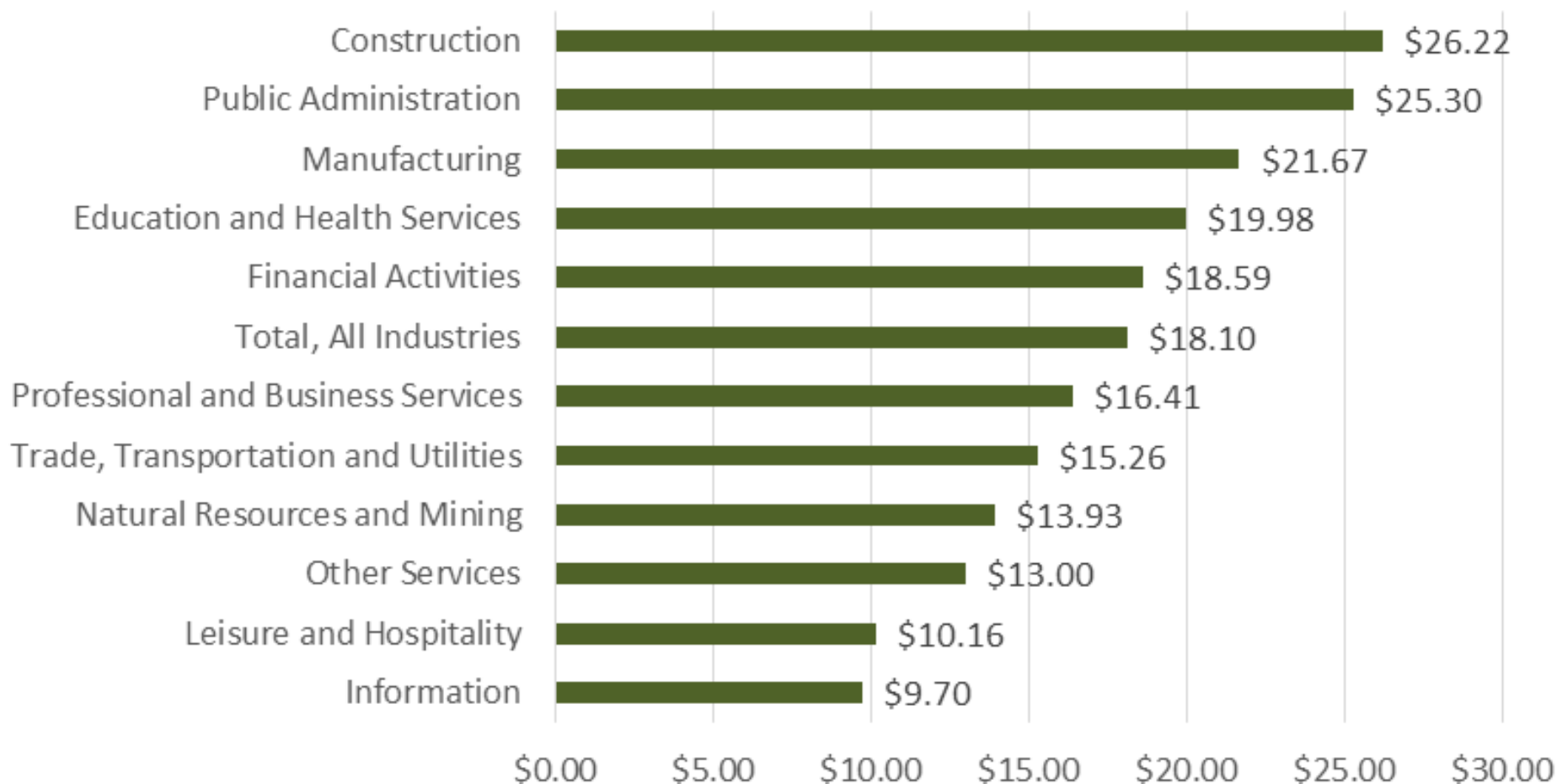


Wage Pressures

OTY Median Hourly Wage Growth in Sherburne County



Median Hourly Wages in Sherburne County, 2016



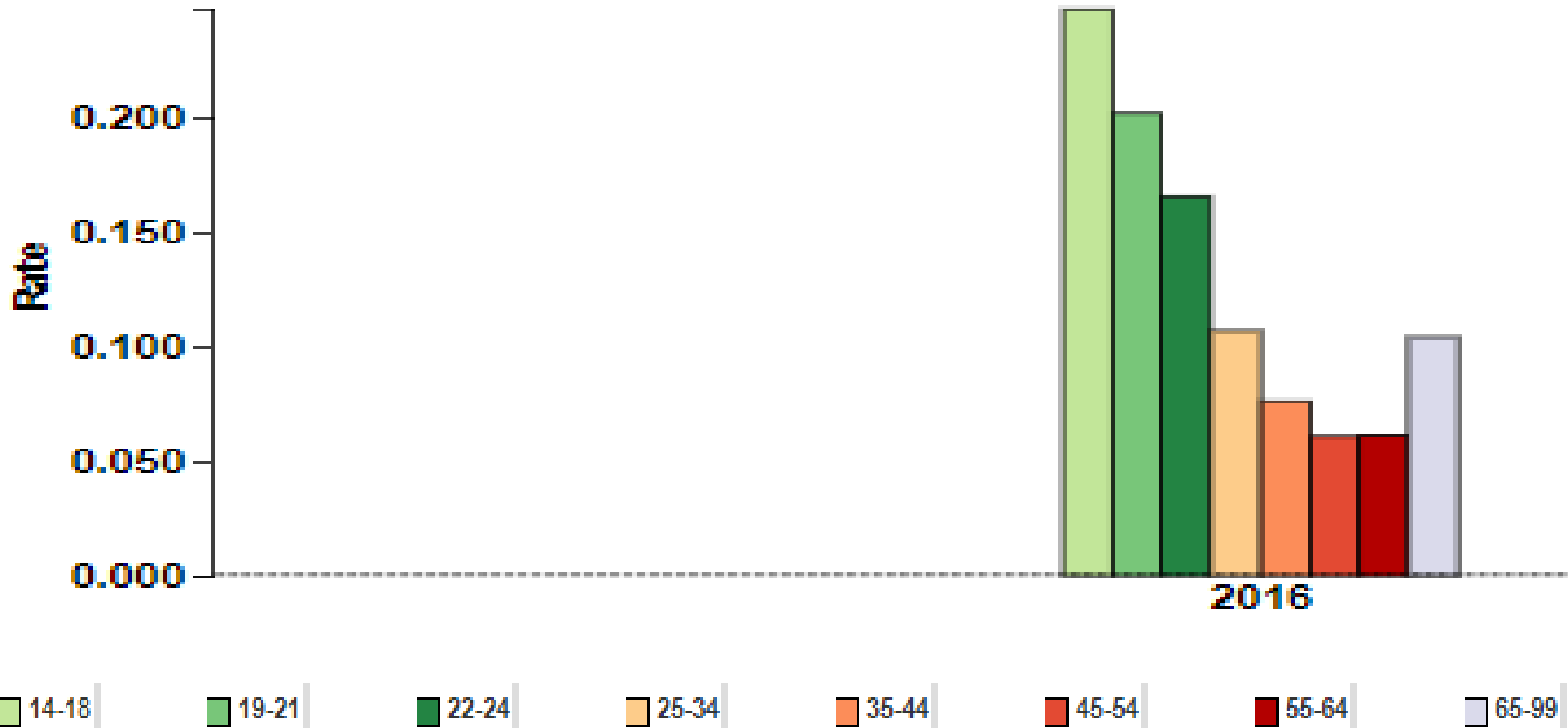
Source; DEED, QED

What wage does a typical family need to earn in Sherburne County to live?

\$19.93, or a combined income of \$62,184

Estimated 6,300 people living in poverty still.

Turnover Rates in Sherburne County



- Rates are highest in industries with abundance of low wage jobs (arts, entertainment, recreation, information, agriculture)

Questions?

THANK YOU!

Local Look Regional Blog

- ❖ Monthly blog covering regional economic trends
 - ❖ Workforce insights. Occupations In Demand, Unemployment Rates
- <https://mn.gov/deed/data/locallook/central/central-blog.jsp>

<https://mn.gov/deed/data/locallook/southwest/southwest-blog.jsp>

Minnesota Economic TRENDS

- ❖ Quarterly magazine on economic topics
- ❖ Subscriptions available free of charge or on-line

<http://mn.gov/deed/trends>



Minnesota Employment REVIEW

- ❖ Monthly magazine on economic data and regional trends
- ❖ Includes Minnesota business development
- ❖ Available exclusively on-line

<http://mn.gov/deed/review>



Let me know how I can help!



Luke Greiner

Regional Labor Market Analyst
Central and Southwest Minnesota

Labor Market Information Office

Phone: (320)-308-5378

Luke.greiner@state.mn.us

