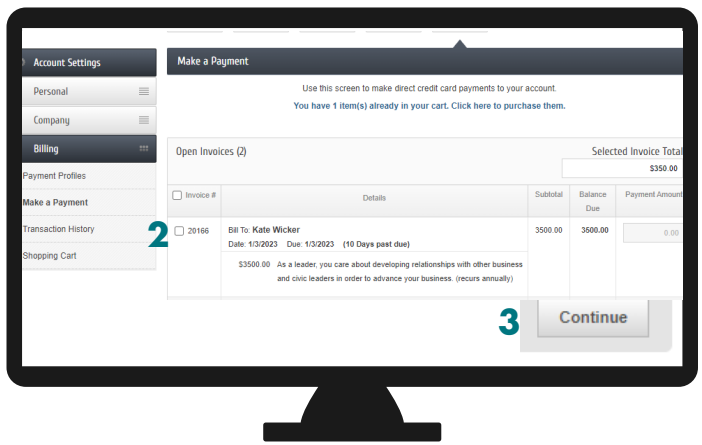


STEP 1:
CLICK ON "PAY YOUR INVOICE ONLINE IN MY SIGNATURE BLOCK"

To view/pay bills online, please [click here](#)

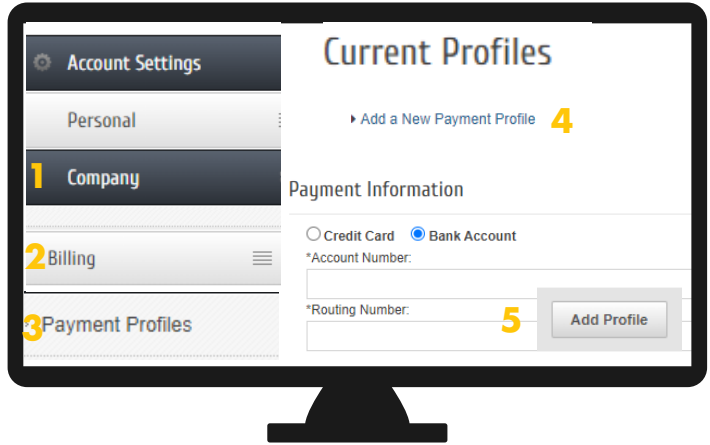
FOR CREDIT CARD PAYMENTS

SELECT INVOICE AND CONTINUE TO CHECKOUT


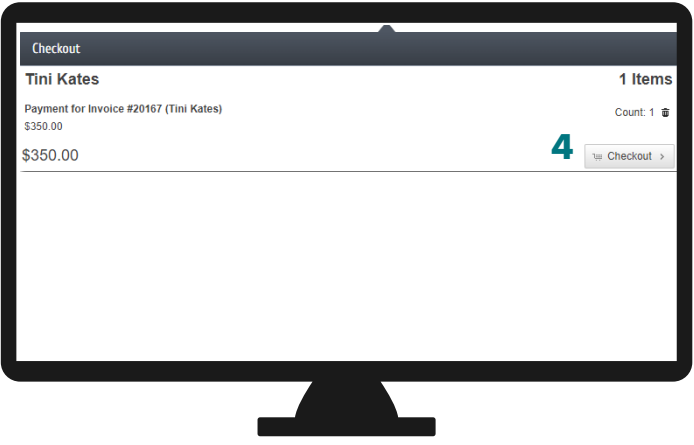


FOR ACH PAYMENTS

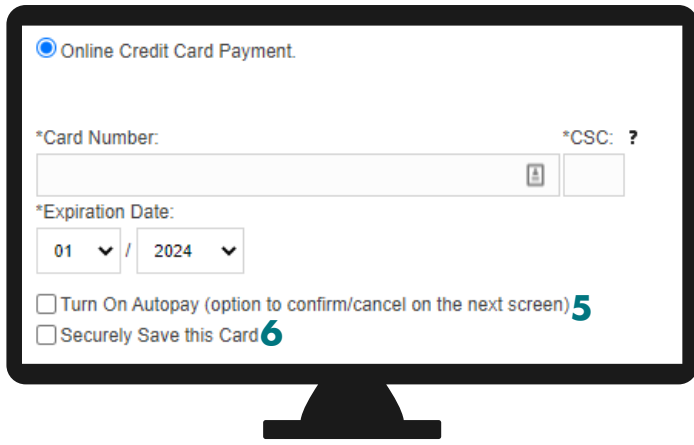
SET UP A NEW PAYMENT PROFILE



2 SMALL DEPOSITS WILL BE MADE INTO YOUR ACCOUNT (THIS COULD TAKE UP TO 3 DAYS)
YOU WILL NEED TO ENTER DEPOSIT AMTS IN YOUR PAYMENT PROFILE



YOU HAVE THE OPTION TO AUTO RENEW EACH YEAR
YOU WILL BE NOTIFIED BEFORE YOUR CARD IS CHARGED



AFTER YOU HAVE VERIFIED THE 2 SMALL PAYMENTS DEPOSITED INTO YOUR BANK ACCOUNT - PAY YOUR INVOICE & CHECK OUT

