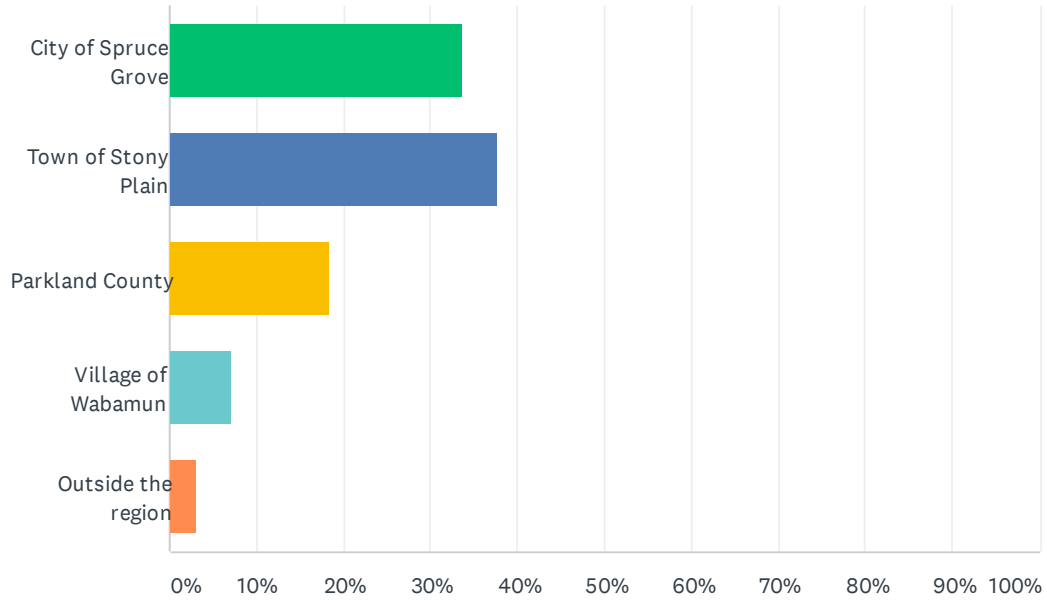


Q1 Select the municipality in the region where your business has a physical presence

Answered: 98 Skipped: 0

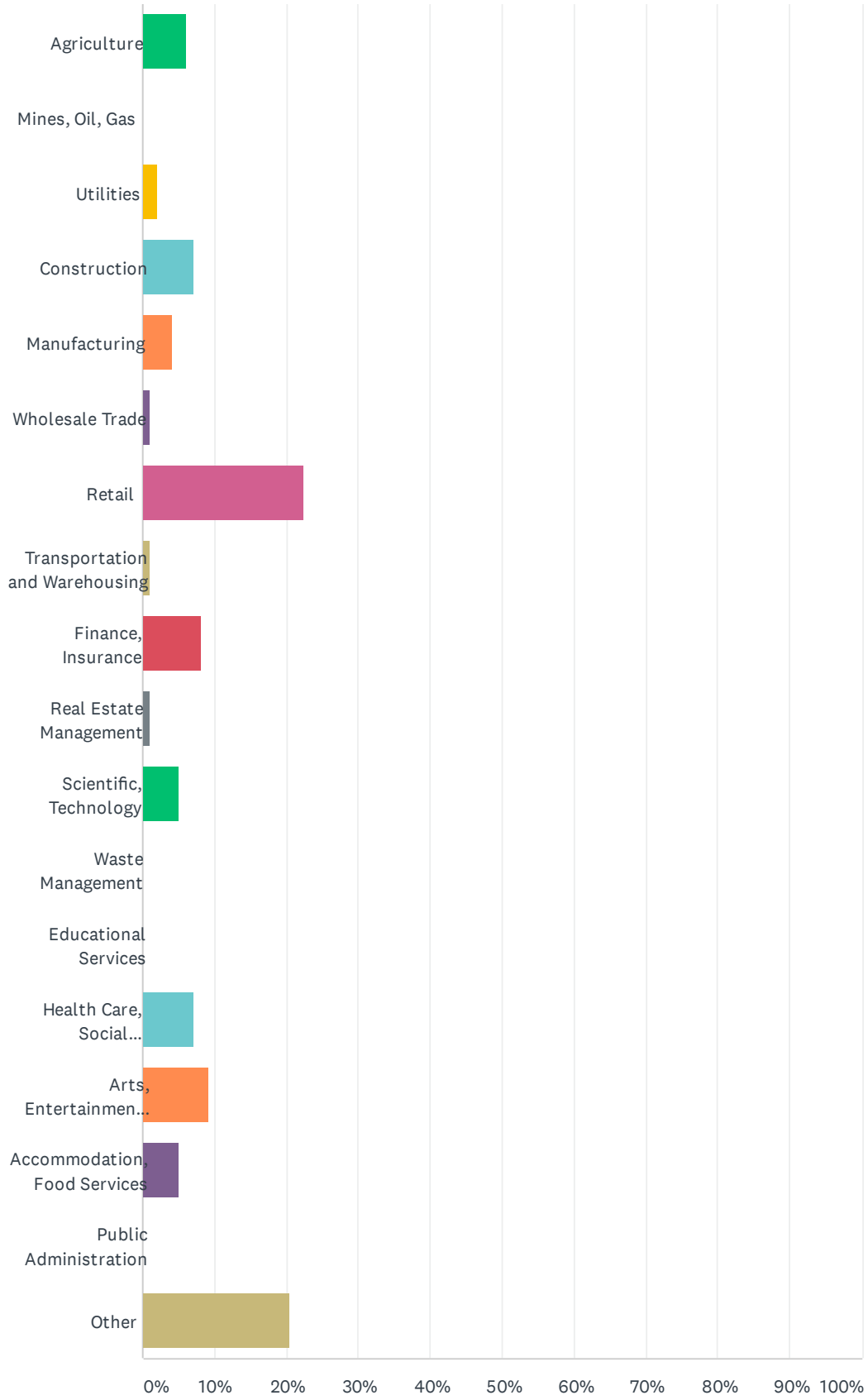


ANSWER CHOICES	RESPONSES	
City of Spruce Grove	33.67%	33
Town of Stony Plain	37.76%	37
Parkland County	18.37%	18
Village of Wabamun	7.14%	7
Outside the region	3.06%	3
TOTAL		98

Q2 Identify the industry sector that best reflects your business activities.

Answered: 98 Skipped: 0

Regional Business Impact and Recovery Survey

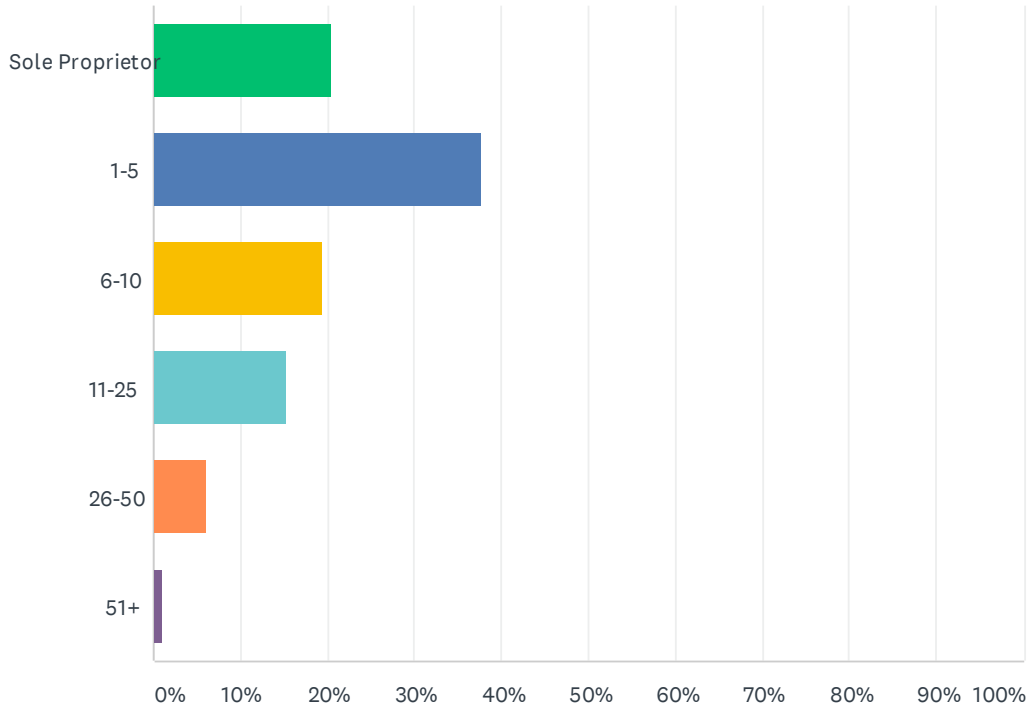


Regional Business Impact and Recovery Survey

ANSWER CHOICES	RESPONSES	
Agriculture	6.12%	6
Mines, Oil, Gas	0.00%	0
Utilities	2.04%	2
Construction	7.14%	7
Manufacturing	4.08%	4
Wholesale Trade	1.02%	1
Retail	22.45%	22
Transportation and Warehousing	1.02%	1
Finance, Insurance	8.16%	8
Real Estate Management	1.02%	1
Scientific, Technology	5.10%	5
Waste Management	0.00%	0
Educational Services	0.00%	0
Health Care, Social Assistance	7.14%	7
Arts, Entertainment, Recreation	9.18%	9
Accommodation, Food Services	5.10%	5
Public Administration	0.00%	0
Other	20.41%	20
TOTAL		98

Q3 Identify the number of employees employed in your establishment.

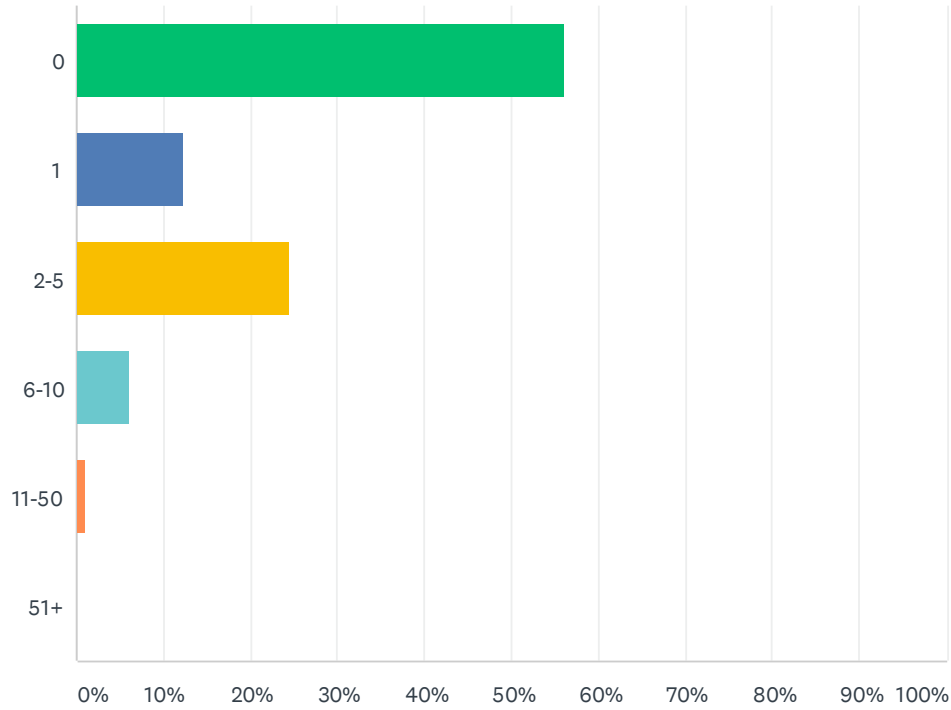
Answered: 98 Skipped: 0



ANSWER CHOICES	RESPONSES	
Sole Proprietor	20.41%	20
1-5	37.76%	37
6-10	19.39%	19
11-25	15.31%	15
26-50	6.12%	6
51+	1.02%	1
TOTAL		98

Q4 Please provide your reported total layoffs

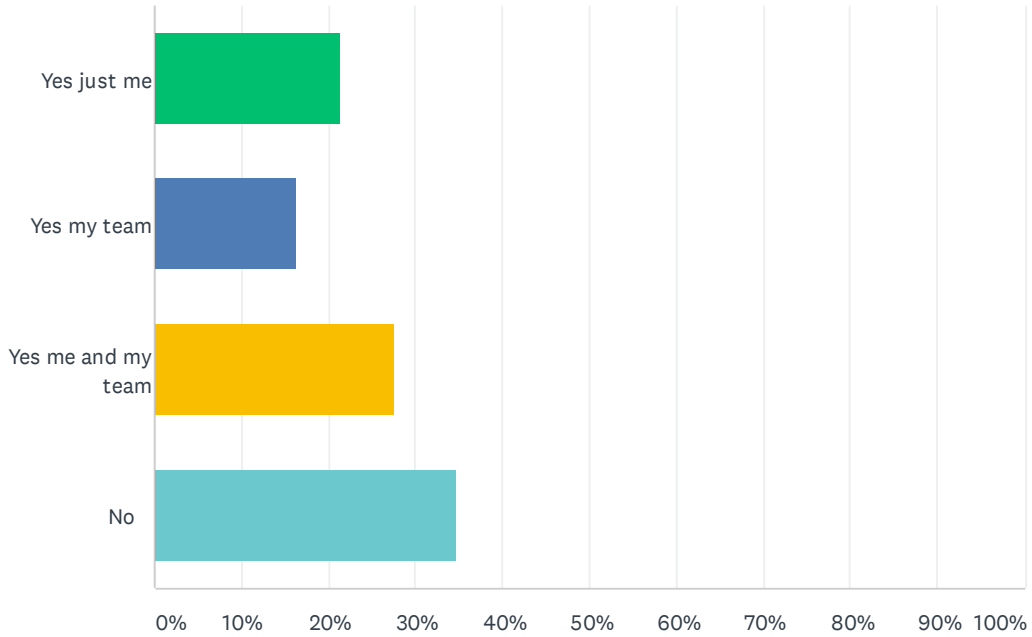
Answered: 98 Skipped: 0



ANSWER CHOICES	RESPONSES	
0	56.12%	55
1	12.24%	12
2-5	24.49%	24
6-10	6.12%	6
11-50	1.02%	1
51+	0.00%	0
TOTAL		98

Q5 Did you and/or your team work to reduced hours

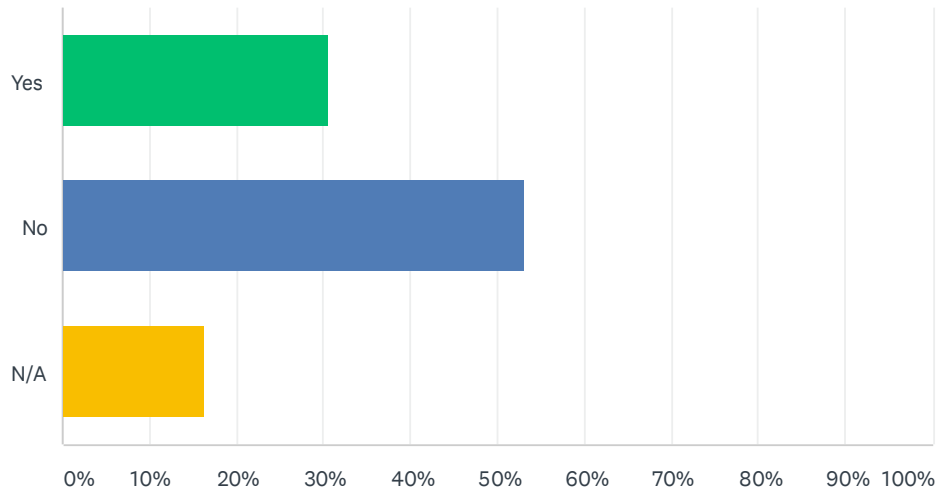
Answered: 98 Skipped: 0



ANSWER CHOICES	RESPONSES	
Yes just me	21.43%	21
Yes my team	16.33%	16
Yes me and my team	27.55%	27
No	34.69%	34
TOTAL		98

Q6 Have there been employee absences due to childcare requirements

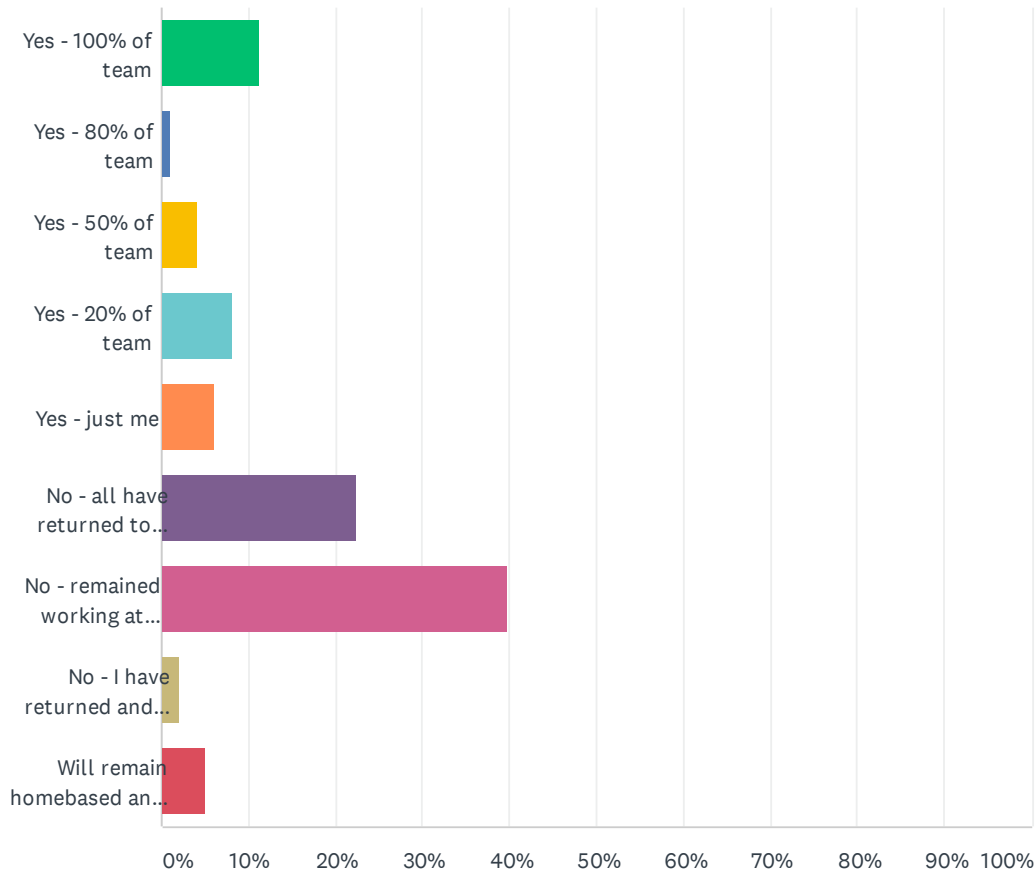
Answered: 98 Skipped: 0



ANSWER CHOICES	RESPONSES	
Yes	30.61%	30
No	53.06%	52
N/A	16.33%	16
TOTAL		98

Q7 Are you and your team working remotely

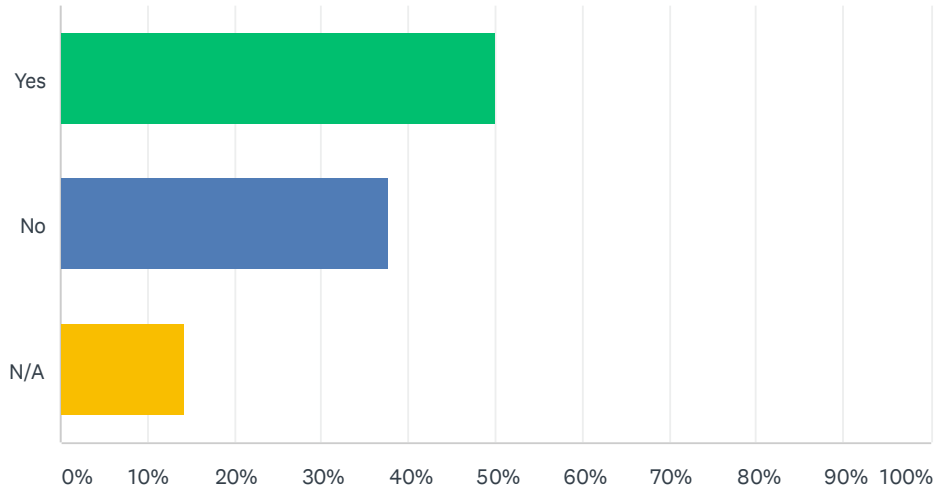
Answered: 98 Skipped: 0



ANSWER CHOICES	RESPONSES	
Yes - 100% of team	11.22%	11
Yes - 80% of team	1.02%	1
Yes - 50% of team	4.08%	4
Yes - 20% of team	8.16%	8
Yes - just me	6.12%	6
No - all have returned to office	22.45%	22
No - remained working at business premises	39.80%	39
No - I have returned and my team are still working remotely	2.04%	2
Will remain homebased and will give up office/commercial space	5.10%	5
TOTAL		98

Q8 Have you had issues with supply chain sourced in Canada

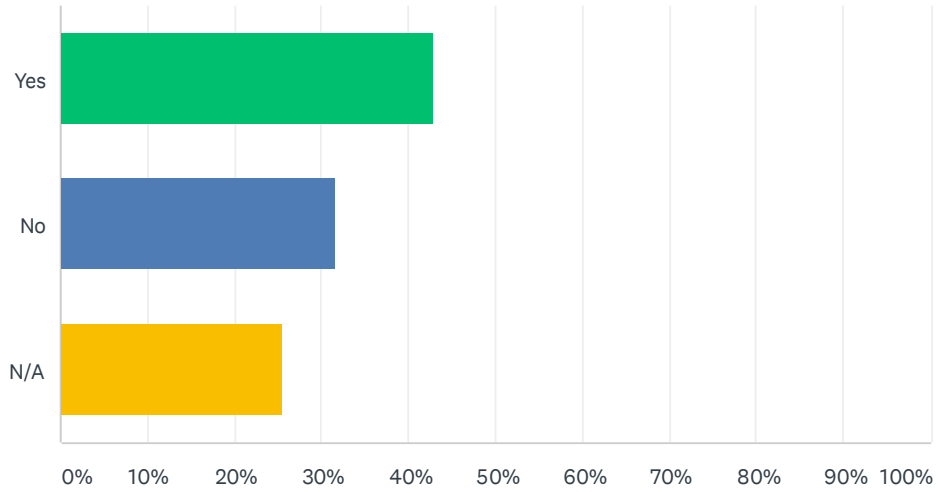
Answered: 98 Skipped: 0



ANSWER CHOICES	RESPONSES	
Yes	50.00%	49
No	37.76%	37
N/A	14.29%	14
Total Respondents: 98		

Q9 Have you had issues with supply chain sourced in USA

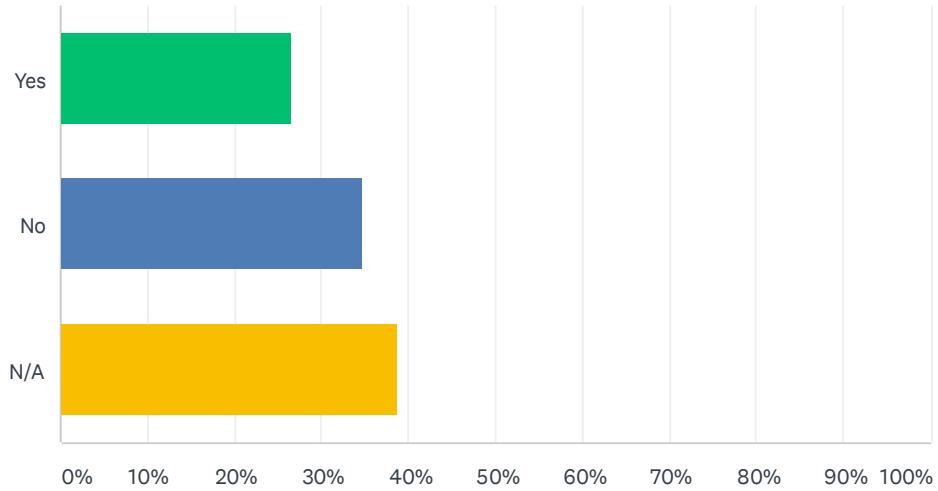
Answered: 98 Skipped: 0



ANSWER CHOICES	RESPONSES
Yes	42.86% 42
No	31.63% 31
N/A	25.51% 25
TOTAL	98

Q10 Have you had issues with supply chain sourced Internationally

Answered: 98 Skipped: 0



ANSWER CHOICES	RESPONSES	
Yes	26.53%	26
No	34.69%	34
N/A	38.78%	38
TOTAL		98

Q11 Percentage of fixed expenses you were able to pay

Answered: 98 Skipped: 0

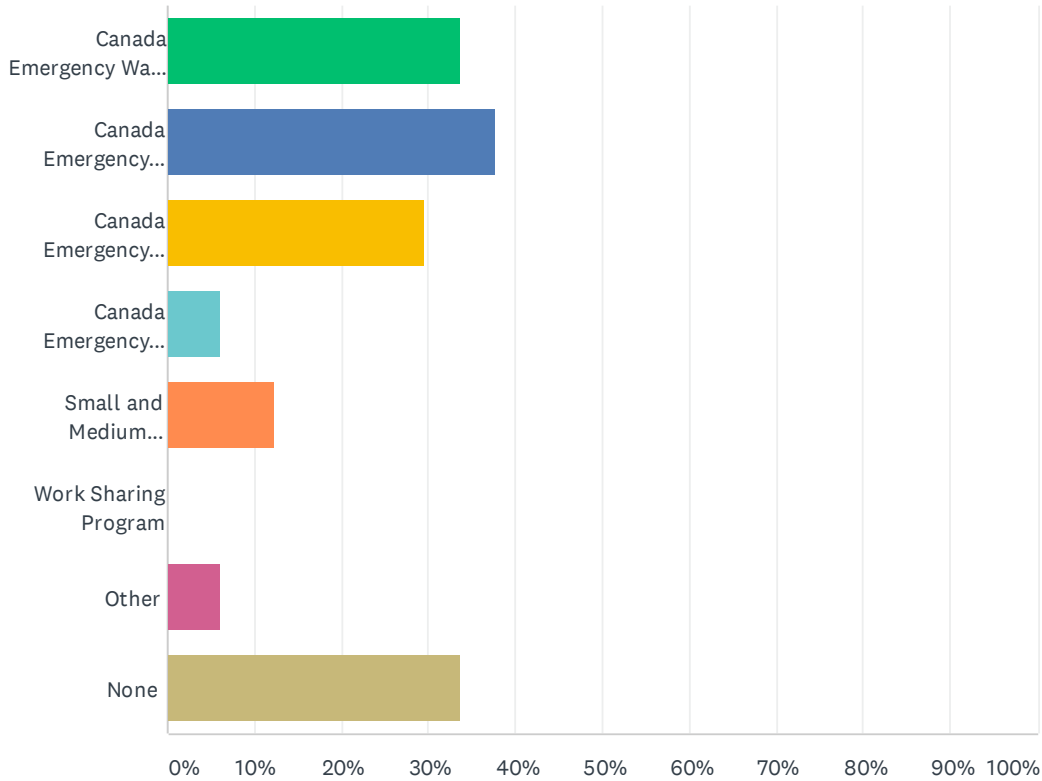
ANSWER CHOICES	RESPONSES	
1-25%	8.16%	8
26-50%	16.33%	16
51-75%	13.27%	13
76-100%	62.24%	61

Q12 Loss of revenue/gain in revenue

Answered: 98 Skipped: 0

Q13 Business programs you have accessed for support

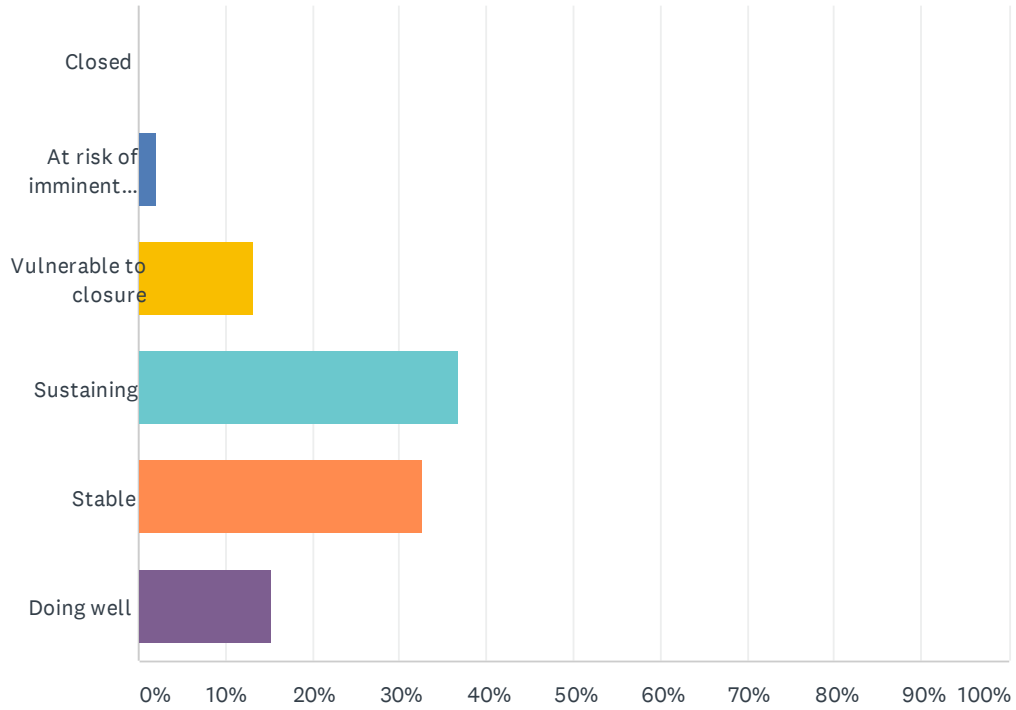
Answered: 98 Skipped: 0



ANSWER CHOICES	RESPONSES	
Canada Emergency Wage Subsidy (CEWS)	33.67%	33
Canada Emergency Business Account (CEBA)	37.76%	37
Canada Emergency Response Benefit (CERB)	29.59%	29
Canada Emergency Commercial Rent Assistance (CECRA)	6.12%	6
Small and Medium Enterprise Relaunch Grant	12.24%	12
Work Sharing Program	0.00%	0
Other	6.12%	6
None	33.67%	33
Total Respondents: 98		

Q14 Business Status

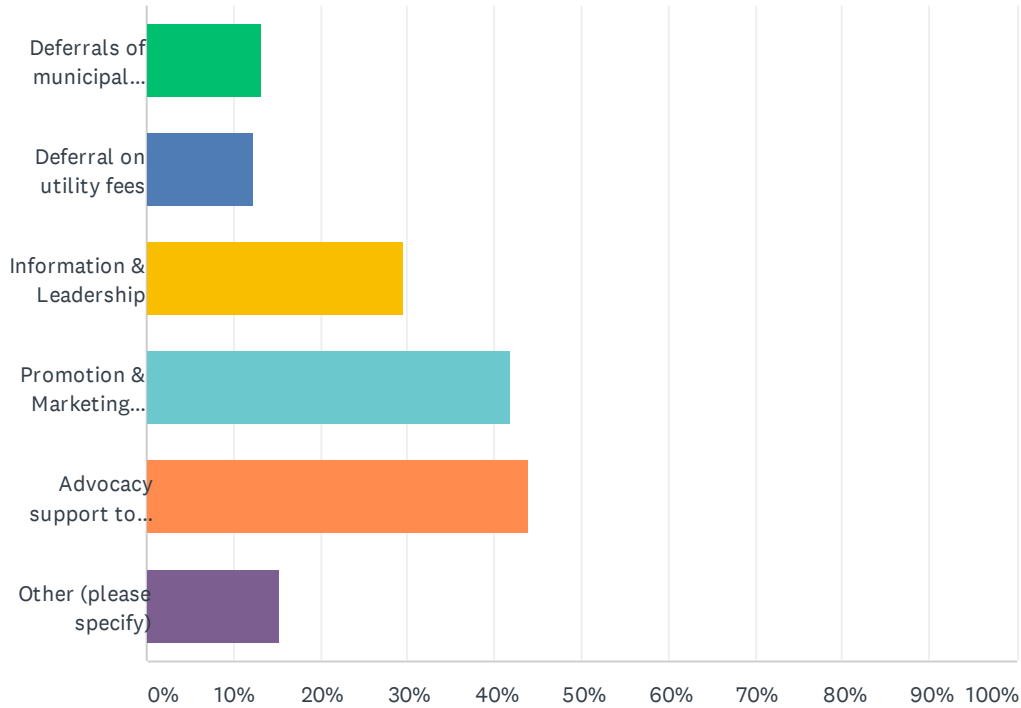
Answered: 98 Skipped: 0



ANSWER CHOICES	RESPONSES	
Closed	0.00%	0
At risk of imminent permanent clsure	2.04%	2
Vulnerable to closure	13.27%	13
Sustaining	36.73%	36
Stable	32.65%	32
Doing well	15.31%	15
TOTAL		98

Q15 Support you desire from local Municipalities

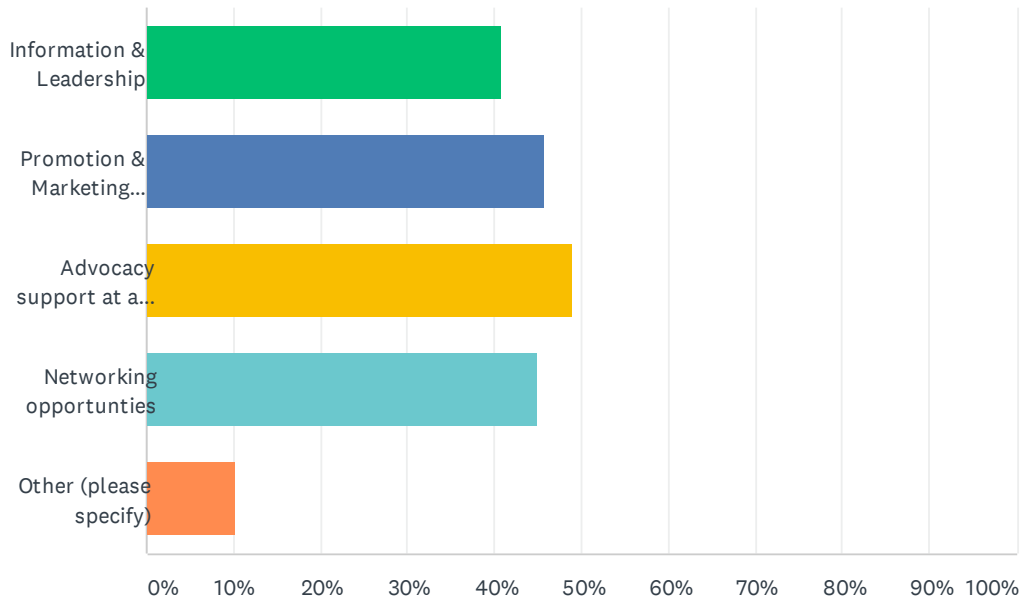
Answered: 98 Skipped: 0



ANSWER CHOICES	RESPONSES	
Deferrals of municipal charges	13.27%	13
Deferral on utility fees	12.24%	12
Information & Leadership	29.59%	29
Promotion & Marketing assistance	41.84%	41
Advocacy support to other levels of government	43.88%	43
Other (please specify)	15.31%	15
Total Respondents: 98		

Q16 Support you desire from your Chamber of Commerce

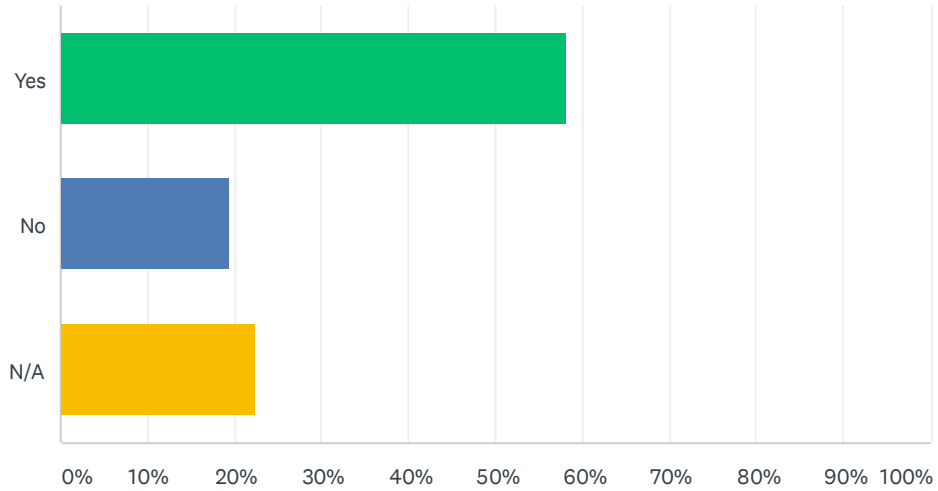
Answered: 98 Skipped: 0



ANSWER CHOICES	RESPONSES	
Information & Leadership	40.82%	40
Promotion & Marketing Assistance	45.92%	45
Advocacy support at all levels of government	48.98%	48
Networking opportunities	44.90%	44
Other (please specify)	10.20%	10
Total Respondents: 98		

Q17 Sufficiency of support programs to see you through COVID-19

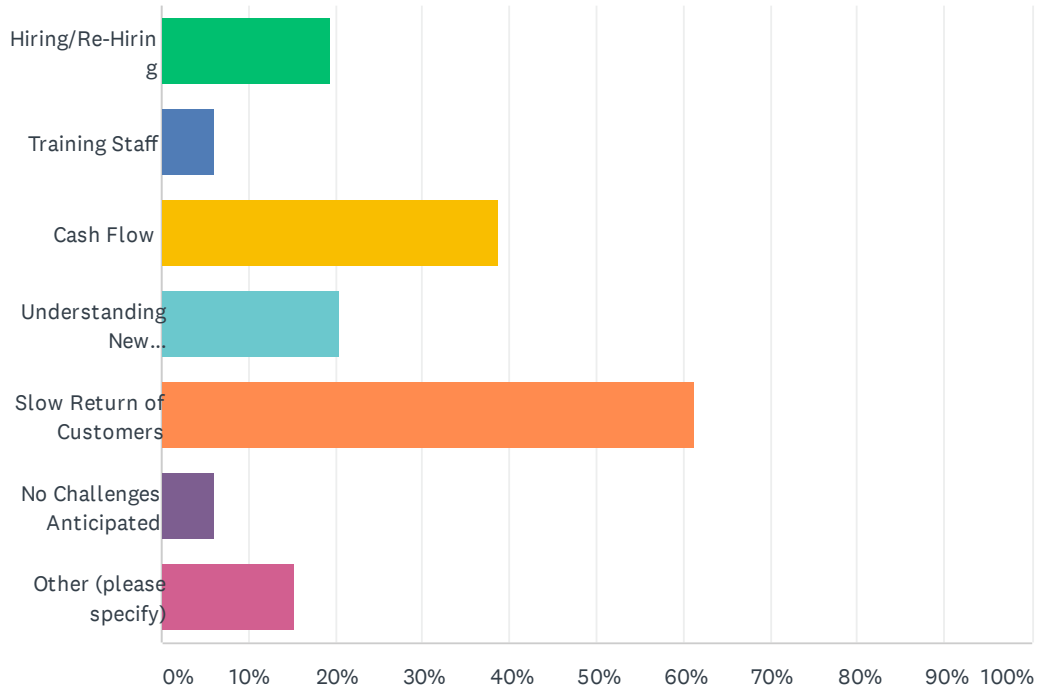
Answered: 98 Skipped: 0



ANSWER CHOICES	RESPONSES	
Yes	58.16%	57
No	19.39%	19
N/A	22.45%	22
TOTAL		98

Q18 Your biggest obstacles to COVID-19 business recovery

Answered: 98 Skipped: 0



ANSWER CHOICES	RESPONSES	
Hiring/Re-Hiring	19.39%	19
Training Staff	6.12%	6
Cash Flow	38.78%	38
Understanding New Legislation/Bylaws	20.41%	20
Slow Return of Customers	61.22%	60
No Challenges Anticipated	6.12%	6
Other (please specify)	15.31%	15
Total Respondents: 98		