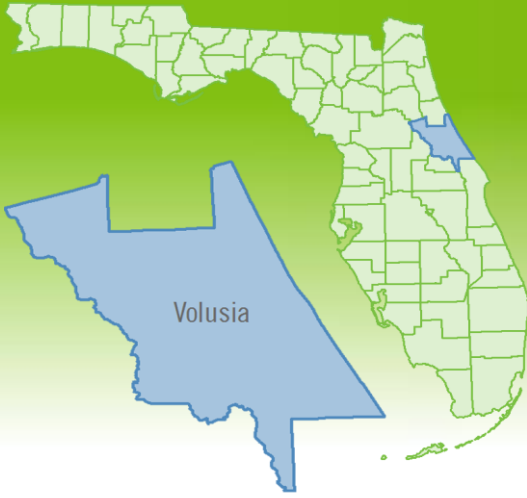


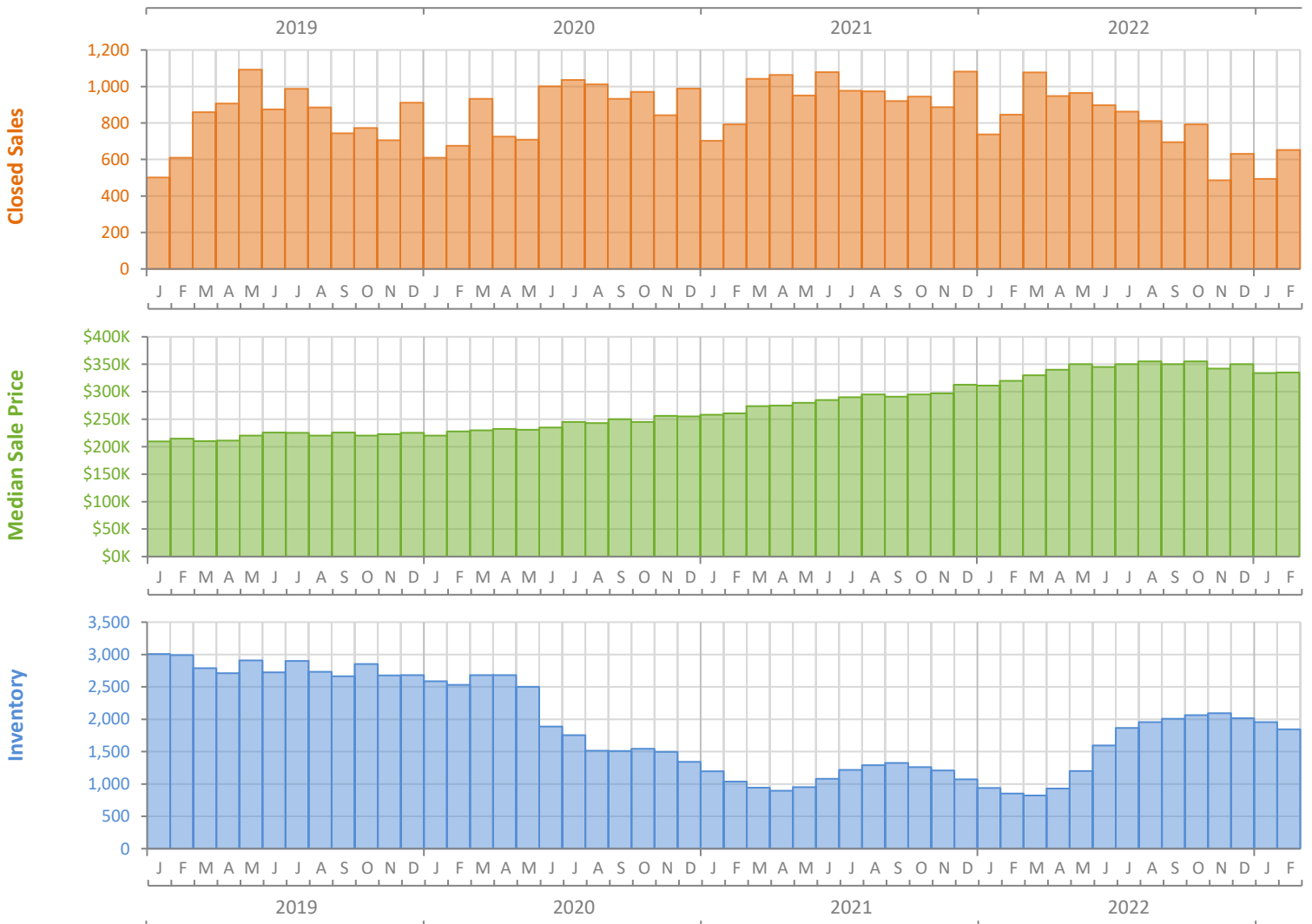
Monthly Market Summary - February 2023

Single-Family Homes

Volusia County



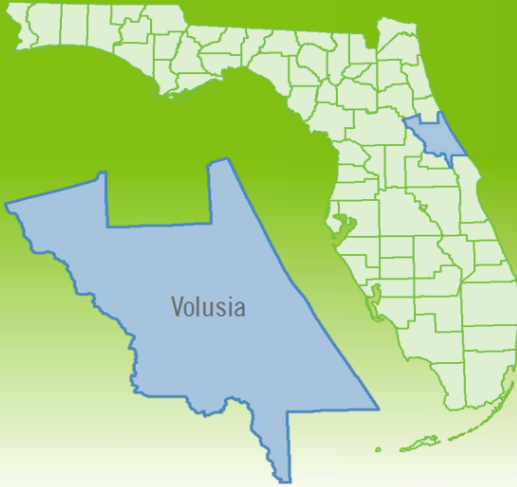
	February 2023	February 2022	Percent Change Year-over-Year
Closed Sales	653	845	-22.7%
Paid in Cash	186	263	-29.3%
Median Sale Price	\$334,900	\$320,000	4.7%
Average Sale Price	\$378,221	\$365,757	3.4%
Dollar Volume	\$247.0 Million	\$309.1 Million	-20.1%
Med. Pct. of Orig. List Price Received	95.0%	100.0%	-5.0%
Median Time to Contract	44 Days	12 Days	266.7%
Median Time to Sale	83 Days	54 Days	53.7%
New Pending Sales	859	1,006	-14.6%
New Listings	843	989	-14.8%
Pending Inventory	1,245	1,590	-21.7%
Inventory (Active Listings)	1,843	854	115.8%
Months Supply of Inventory	2.4	0.9	166.7%



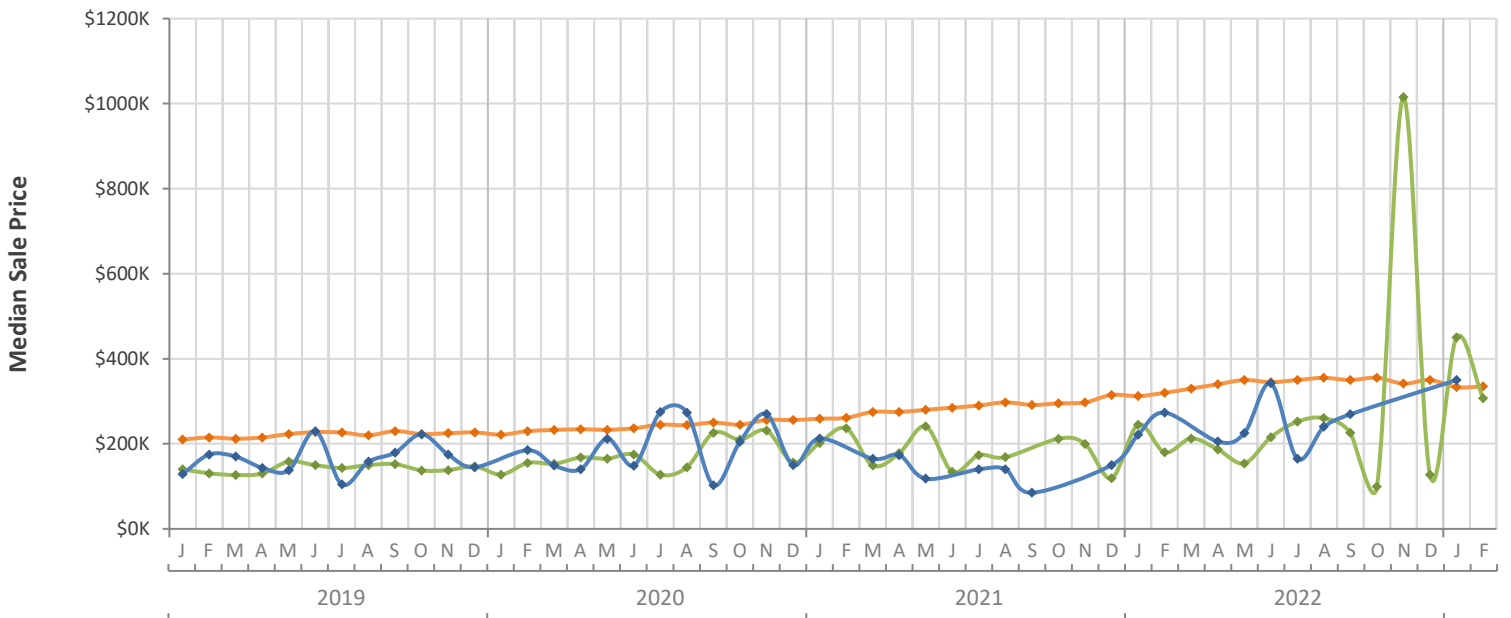
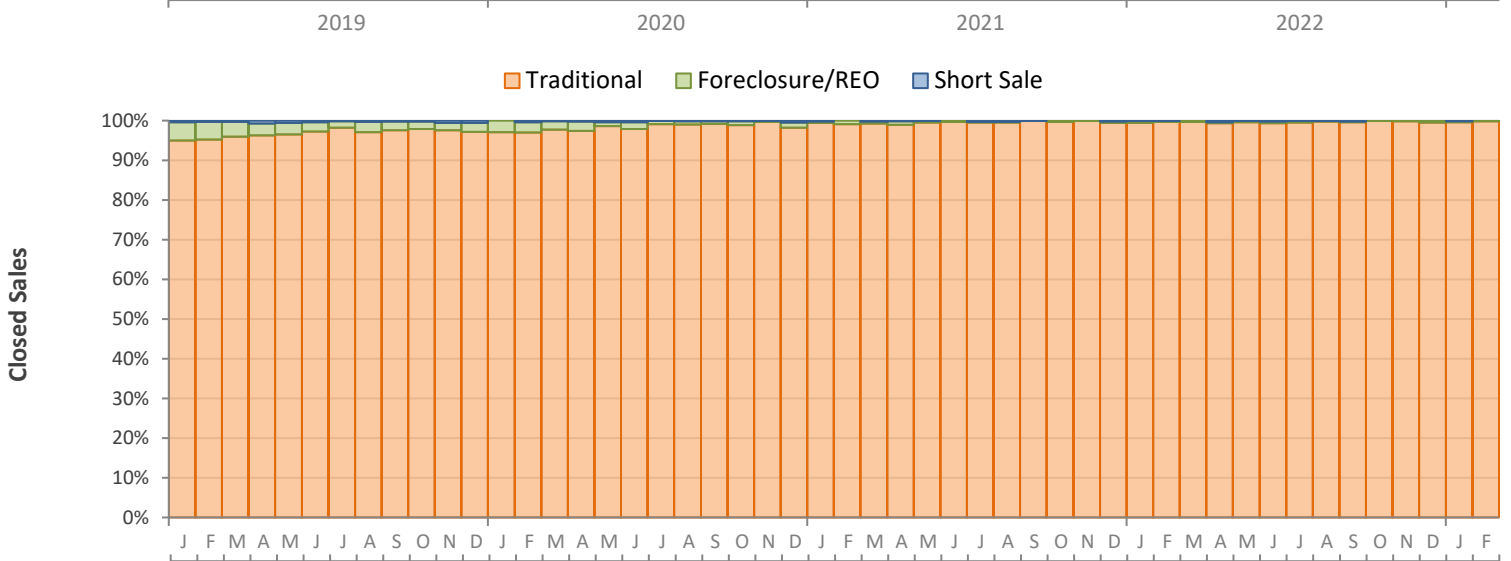
Monthly Distressed Market - February 2023

Single-Family Homes

Volusia County



		February 2023	February 2022	Percent Change Year-over-Year
Traditional	Closed Sales	652	842	-22.6%
	Median Sale Price	\$334,945	\$320,000	4.7%
Foreclosure/REO	Closed Sales	1	2	-50.0%
	Median Sale Price	\$307,000	\$180,000	70.6%
Short Sale	Closed Sales	0	1	-100.0%
	Median Sale Price	(No Sales)	\$273,500	N/A



Produced by Florida REALTORS® with data provided by Florida's multiple listing services. Statistics for each month compiled from MLS feeds on the 15th day of the following month. Data released on Tuesday, March 21, 2023. Next data release is Thursday, April 20, 2023.