

The Voice of Real Estate™ in Abilene Newsletter for November 2022



Dates to Remember

**November 1st @11:45am Program Luncheon at the
Abilene Country Club**

**November 3rd and 4th @9:00am New Member
Orientation**

November 9th @ 1:30pm MLS Committee Meeting

November 15th @ 8:30am Budget Meeting

**November 15th @ 11:45am Business Luncheon at the
Abilene Country Club
Speaker Stan Lambert**

November 17th @8:30am Executive Meeting

November 22nd @ 8:30am Board of Directors Meet

November 24th Closed for Thanksgiving

November 25th Association Office Closed

**December 2nd Annual Awards Party Abilene Country
Club**

**December 9th Board Officer/Director Orientation
Association office**

2022 OFFICERS

- Jay Sloan, President
- Judith Puryear, President-Elect
- Staci Boren, Membership Vice President
- Debbie Staggs, Program Vice President
- Joe Fotosnak, Recording Secretary

2022 DIRECTORS

- Vikki Head, Place 1
(2022-2024)
- CJ Chaney, Place 2
(2022-2024)
- Tonya Harbin, Place 3
(2022-2024)
- Stacy Garces, Place 4
(2020-2022)
- Samantha Severa, Place 5
(2020-2022)
- Rob Cunningham, Place 6
(2020-2022)
- Gary Bone, Place 7
(2021-2023)
- Shawna Abernathy, Place 8
(2021-2023)
- Becky Spivey, Place 9
(2021-2023)
- Jamie Dalzell, Immediate Past President
(2021)
- Hayley Underwood, WCR President
(2022)
- Tammy Kister, MLS Chairman
(2022-2023)
- Pam Redman TAR Director

MEMBERSHIP CHANGES FOR NOVEMBER 2022

November 10 2022

OVERALL
NUMBER OF
MEMBERS AS OF
NOVEMBER 2022

Brokers: 138

REALTORS®: 601

TOTAL R® MEMBERS: 739

AFFILIATES: 95

THANK
YOU
AND
WELCOME
TO
AAOR!

NEW REALTORS®

Kella Stephens REAL Broker
Brittany Binder HCR Realty
Andrew Fox Bershire Hathaway
Conner Carlton Ekdahl Nelson
Kaleb Hellums Key Appraisal
Christina Kayser Sendero Properties
Taryn McElreath KW Synergy

NEW SECONDARY MEMBER

INACTIVE REALTORS®

Colleen Rasmussen KW Synergy
Brian Slaughter KW Synergy
Heather Jones Roberts Fathom Realty
Wendy Heufelder Thin Line Realty
Stan Huckabee Austin-Huckabee and Associates
HP Hawkins- HP Hawkins Appraisals

NEW AFFILIATES

Mary McCall Mary's Mobile Notary and Notary Document signing agent

Stacy Chronister Hudson Title Group
Becky Pursley Prosperity Bank

TRANSFERS

Daniel DeVore Coldwell Banker Apex to Fathom Realty
Kelsey Holson Ann Carr to Sendero Properties
Dee Martin Ann to EXP Realty
Jennifer Britten Red Apple to Sendero Properties

New Member Orientation:

January 6th & 7th

8:30am-1pm



Birthdays of the Month

NOVEMBER BIRTHDAYS

AJ Gretillat 11-1	Meredith McCullar 11-1	Beverly Carlson 11-2
Tommie Don Harris 11-2	Melissa Sisco 11-3	James Perkins 11-4
Kandi Wood 11-5	Cynthia DeFoore 11-5	Karen Lenz 11-5
John Beam 11-6	Jasha Murphy 11-7	Rita Stone 11-7
Ashton Hines 11-7	Trey Snodgrass 11-8	Kathryn Selhorst 11-9
Thomas Bryan 11-10	Lauren Bagley 11-10	Jenny Aldridge 11-12
Delbert Allred 11-12	Lewis Smith 11-14	Remy Lacascio 11-14
Diana Beeson 11-15	Kris Kowatch 11-16	Rhonda Young 11-16
Ken Dozier 11-17	Robyn Reid 11-17	Aaron Watson 11-17
Sam Nguyen 11-20	Kimberly del Castillo 11-21	Giada Franceschi 11-21
Casey Chapman 11-21	Patty Knight 11-22	Kristi Andrew 11-22
Rhonda Lisle 11-23	Michael Hoffnagle 11-23	Rena Sanders 11-23
Clint Bumguardner 11-24	Colton Campbell 11-24	Sandra Bayne 11-24
Cheryl Davis 11-24	Shannon Calkins 11-25	Joe Ortiz 11-25
Deleca Moore 11-26	Connie Watkins 11-28	Debbie Frakes 11-30
Jodi Hankins 11-30	Jamie Conway 11-30	Sarah Hunter 11-30

NOVEMBER BIRTHDAY DRAWING

Winner is: Kandi Wood

Come by the office to get your gift

Abilene Housing Report

October 2022



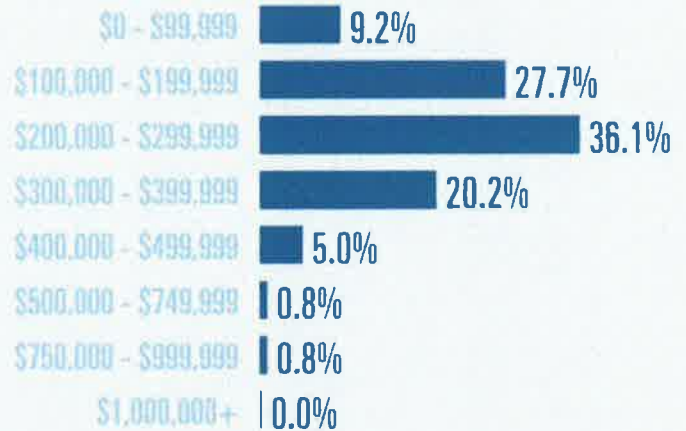
Median price

\$232,000

↑ **10.5%**

Compared to October 2021

Price Distribution



Active listings

↑ **64.4%**

411 in October 2022



Closed sales

↓ **36%**

121 in October 2022



Days on market

Days on market 37

Days to close 44

Total 81

11 days more than October 2021



Months of inventory

2.5

Compared to 1.3 in October 2021

About the data used in this report

Data used in this report come from the Texas REALTOR® Data Relevance Project, a partnership among the Texas Association of REALTORS® and local REALTOR® associations throughout the state. Analysis is provided through a research agreement with the Real Estate Center at Texas A&M University.

Taylor County Housing Report

October 2022



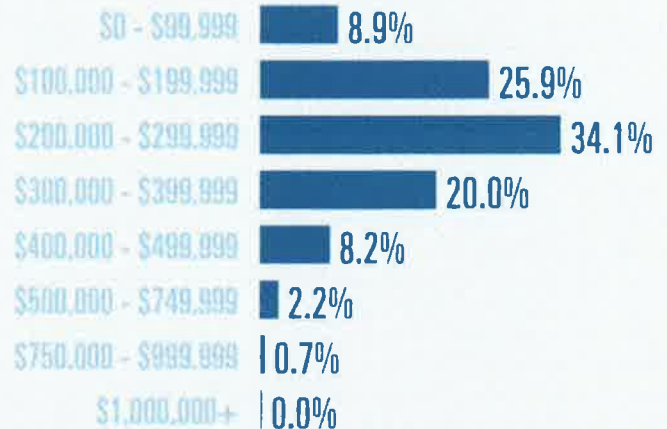
Median price

\$249,900

↑ **11.1%**

Compared to October 2021

Price Distribution



Active listings

↑ **68.1%**

526 in October 2022



Closed sales

↓ **33.8%**

137 in October 2022



Days on market

Days on market 38

Days to close 43

Total 81

12 days more than October 2021



Months of inventory

2.7

Compared to 1.5 in October 2021

About the data used in this report

Data used in this report come from the Texas REALTOR® Data Relevance Project, a partnership among the Texas Association of REALTORS® and local REALTOR® associations throughout the state. Analysis is provided through a research agreement with the Real Estate Center at Texas A&M University.

Callahan County Housing Report

October 2022

Price Distribution

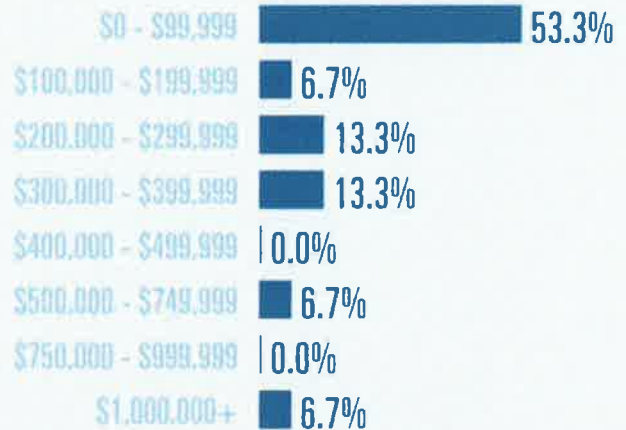


Median price

\$93,500

↓ **42.5%**

Compared to October 2021



Active listings

↑ **113.6%**

47 in October 2022



Closed sales

↑ **25%**

15 in October 2022



Days on market

Days on market 23

Days to close 31

Total 54

22 days less than October 2021



Months of inventory

3.6

Compared to 1.9 in October 2021

About the data used in this report

Data used in this report come from the Texas REALTOR® Data Relevance Project, a partnership among the Texas Association of REALTORS® and local REALTOR® associations throughout the state. Analysis is provided through a research agreement with the Real Estate Center at Texas A&M University.

Jones County Housing Report

October 2022

Price Distribution

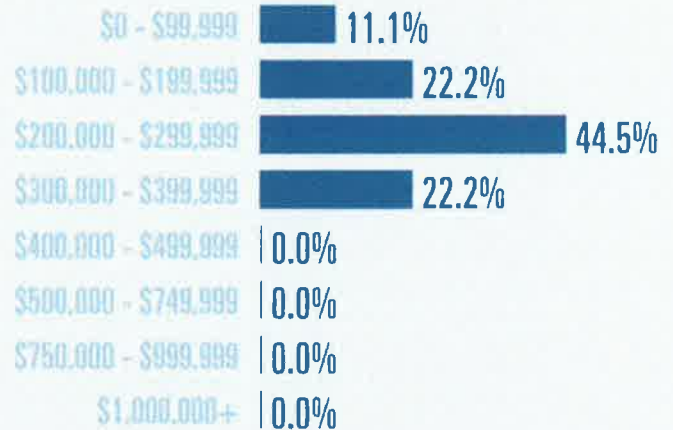


Median price

\$225,000

↑ **93.1%**

Compared to October 2021



Active listings

↑ **35.3%**

46 in October 2022



Closed sales

↓ **50%**

9 in October 2022



Days on market

Days on market 22

Days to close 32

Total 54

19 days less than October 2021



Months of inventory

3.6

Compared to 3.0 in October 2021

About the data used in this report

Data used in this report come from the Texas REALTOR® Data Relevance Project, a partnership among the Texas Association of REALTORS® and local REALTOR® associations throughout the state. Analysis is provided through a research agreement with the Real Estate Center at Texas A&M University.

Shackelford County Housing Report

October 2022

Price Distribution



Median price

\$82,500

↑ 100%

Compared to October 2021

\$0 - \$99,999	50.0%
\$100,000 - \$199,999	50.0%
\$200,000 - \$299,999	0.0%
\$300,000 - \$399,999	0.0%
\$400,000 - \$499,999	0.0%
\$500,000 - \$749,999	0.0%
\$750,000 - \$999,999	0.0%
\$1,000,000+	0.0%



Active listings

↑ 100%

8 in October 2022



Closed sales

↑ 100%

2 in October 2022



Days on market

Days on market 18

Days to close 32

Total 50

50 days more than October 2021



Months of inventory

0

Compared to 0.0 in October 2021

About the data used in this report

Data used in this report come from the Texas REALTOR® Data Relevance Project, a partnership among the Texas Association of REALTORS® and local REALTOR® associations throughout the state. Analysis is provided through a research agreement with the Real Estate Center at Texas A&M University.



2022 Affiliate Appreciation Luncheon was a huge success, Thanks to Staci Boren and the Membership committee, as well as our members and brokerages who donated all the door prizes.





Fall Fest 2022 was a huge hit!! Thank you to Vikki Head, her entire Housing Committee, and all our members that set up booths!