

The Voice of Real Estate™ in Abilene

Newsletter for SEPTEMBER 2023



Dates to Remember

October 2nd at 9:00 Membership Committee

October 3rd Program Luncheon

October 5th and 6th New Member Orientation

October 12th at 8:30 am Budget Committee

October 16th at 8:30 am Executive Committee

October 17th Business Luncheon

October 17th-20th BOLC Round Rock

October 26th at 8:30 am Board of Directors

October 26th at 1:00 pm Housing Opportunities



2023 OFFICERS

- Judith Puryear, President
- Gary Bone, President-Elect
- CJ Chaney Membership Vice President
- Maegan Brest, Program Vice President
- Staci Boren, Recording Secretary

2023 DIRECTORS

- Vikki Head, Place 1
(2022-2024)
- Cristy Vines, Place 2
(2022-2024)
- Tonya Harbin, Place 3
(2022-2024)
- Shay Senter, Place 4
(2023-2025)
- Clay McCullar, Place 5
(2023-2025)
- Chase Elmore, Place 6
(2023-2025)
- Debbie Staggs, Place 7
(2021-2023)
- Shawna Abernathy, Place 8
(2021-2023)
- Becky Spivey, Place 9
(2021-2023)
- Jay Sloan, Immediate
Past President
(2022)
- Roberta Borlovan, WCR President
(2023)
- Tammy Kister, MLS Chairman
(2023-2024)
- Pam Redman TAR Director
- Julie Hagin NTREIS President 2023
Liaison
- Kay Spiva FPC Jodey Arrington
Liaison

MEMBERSHIP CHANGES FOR SEPTEMBER 2023

OVERALL
NUMBER OF
MEMBERS AS OF
SEPTEMBER 2023

Brokers: 145

REALTORS®: 636

TOTAL R® MEMBERS: 781

AFFILIATES: 113

THANK
YOU
AND
WELCOME
TO
AAOR!

September 11, 2023

NEW REALTORS®

Katelyn May

Zachary Childress

Melinda McCarty

Kayla Couch

Allen Ledbetter

Santos Godinez

Joy Beckett

Mandy Welch

Tiffany Daniels

Pamela Dempsey

Melissa Ballesteros

Jim Turkett

Justin Castereno

Rebecca Sivley

Daniel Morales

New Secondary

Karen Richards

Ashley Hernandez

Amy Cox

New Brokerage

Texas Godstar Real Estate

HG Realty

All Real Estate LLC

New Broker

Stanley Crawford

Ed Heflin

Darren Payne

KW Synergy

Coldwell Banker Apex

Diamond Properties

Re/Max of Abilene

KW Synergy

KW Synergy

Real Broker LLC

Diamond Properties

Coldwell Banker Apex

Tommy Simons

EXP Realty

Coldwell Banker Apex

Castereno Realty

Sendero

Absolute Real Estate to EXP

EXP Realty

JPAR

All Real Estate LLC

Stanley Crawford

Ed Heflin

Darren Payne

Texas Goldstar Real Estate

HG Realty

All Real Estate LLC

New Member Orientation:

October 5th and 6th

8:30am-1:30pm

MEMBERSHIP CHANGES FOR SEPTEMBER 2023

OVERALL
NUMBER OF
MEMBERS AS OF
SEPTEMBER 2023

Brokers: 145

REALTORS®: 635

TOTAL R® MEMBERS: 780

AFFILIATES: 113

THANK
YOU
AND
WELCOME
TO
AAOR!

September 11, 2023

Transfers

Daron Pacheco

Fathom to Modern Day Living

Jade Vaughn

KW Synergy to Real Broker LLC

Frank Giver

KW Synergy to Coldwell Banker Apex

Kylee Newberry

KW Synergy to Abilene Premier Group

Christopher Cabrera

Thin Line Realty to KW Synergy

Connie Ludlum

KW Synergy to Coldwell Banker Apex

April Bennett

Real Broker (Fulkerson Group) to
Coldwell Banker Apex

Dee Smith

EXP to Real Broker LLC

John Mark Willits

Trinity Ranch Land to Berkshire
Hathaway Stovall

Inactive Realtors

Debora Jaye Allen

EXP Realty

Dee Smith

EXP Realty

Conner Astwood

Berkshire Hathaway Stovall

Amy Cowden

ERA Newlin

Tory Bradshaw

Sendero

Inactive Broker

Claire McCallum

McCallum Realty

Inactive Brokerage

McCallum Realty

Claire McCallum

New Affiliates

Locked Out LLC

Austin Coates

Inactive Affiliates

Realty Inspection Pros

Forrest Barkley

New Member Orientation:

October 5th and 6th

8:30am-1:30pm



*Birthdays
of the Month*

OCTOBER BIRTHDAYS

Lance Clark 10-1	Leonard Davis 10-2	Tessa Pace 10-3
Sam Field 10-3	Sarah Faynan 10-4	Torey Bradshaw 10-4
Nikki Duncan 10-6	Jackie Smith 10-8	Debra Hollingsworth 10-8
Monica Cleveland 10-9	Freddy Toombs 10-9	William Guernsey 10-11
James Collins 10-11	Taylor Sturgis 10-11	Matthew Gilmore 10-12
Stacy Stone 10-12	Tony Conder 10-12	Kalyn Schmitz 10-13
Samantha Breitzman 10-13	Kenzie Honey 10-13	Jackie Wilson 10-13
Billie Ruff 10-15	Shawn Adams 10-16	Edna Core 10-17
Paige Stewardson 10-18	Jerry Manske 10-19	Todd Delahanty 10-20
Amanda Chesser 10-20	Gena Dreisdadt 10-20	Wade Schumpert 10-21
Joe Mash 10-22	Kendra Moyer 10-22	Celia Gesting 10-24
Conner Astwood 10-24	Jay Allen Lackey 10-25	Tonya Harbin 10-26
Brandon Heard 10-29	Tina Backus 10-30	Kari Melton 10-30
Cristy Lopez Villamor 10-30	J. Travis Hawkins 10-30	Ethan Stewart-Duke 10-31
Staci Boren 10-31		

OCTOBER BIRTHDAY DRAWING

Winner is: Staci Boren

Come by the office to get your gift

Abilene Housing Report

August 2023

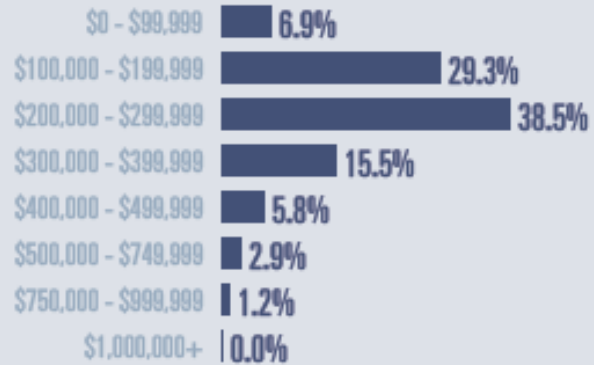


Median price
\$229,900

↓ **6.5%**

Compared to August 2022

Price Distribution



Active listings

↑ **21.6%**

445 in August 2023



Closed sales

↓ **6.3%**

179 in August 2023



Days on market

Days on market	38
Days to close	34
Total	72

14 days more than August 2022



Months of inventory

3.1

Compared to 2.1 in August 2022

About the data used in this report

Data used in this report come from the Texas REALTORS® Data Relevance Project, a partnership among the Texas Association of REALTORS® and local REALTORS® associations throughout the state. Analysis is provided through a research agreement with the Real Estate Center at Texas A&M University.



Taylor County Housing Report

August 2023




Median price

\$242,500

↓ **5.4%**

Compared to August 2022

Price Distribution



Active listings

↑ **24.3%**

579 in August 2023



Closed sales

↓ **5%**

209 in August 2023



Days on market

Days on market 38

Days to close 34

Total 72

9 days more than August 2022



Months of inventory

3.5

Compared to 2.3 in August 2022

About the data used in this report

Data used in this report come from the Texas REALTORS® Data Relevance Project, a partnership among the Texas Association of REALTORS® and local REALTORS® associations throughout the state. Analysis is provided through a research agreement with the Real Estate Center at Texas A&M University.

TEXAS REALTORS

TEXAS REAL ESTATE RESEARCH CENTER

ABILENE ASSOCIATION OF REALTORS®

Jones County Housing Report

August 2023



Median price

\$147,500

↓ **33.7%**

Compared to August 2022

Price Distribution

\$0 - \$99,999	28.6%
\$100,000 - \$199,999	35.7%
\$200,000 - \$299,999	14.3%
\$300,000 - \$399,999	21.4%
\$400,000 - \$499,999	0.0%
\$500,000 - \$749,999	0.0%
\$750,000 - \$999,999	0.0%
\$1,000,000+	0.0%



Active listings

↑ **28.9%**

58 in August 2023



Closed sales

↓ **12.5%**

14 in August 2023



Days on market

Days on market 78

Days to close 28

Total 106

50 days more than August 2022



Months of inventory

4.4

Compared to 3.5 in August 2022

About the data used in this report

Data used in this report come from the Texas REALTOR® Data Relevance Project, a partnership among the Texas Association of REALTORS® and local REALTOR® associations throughout the state. Analysis is provided through a research agreement with the Real Estate Center at Texas A&M University.



Callahan County Housing Report

August 2023



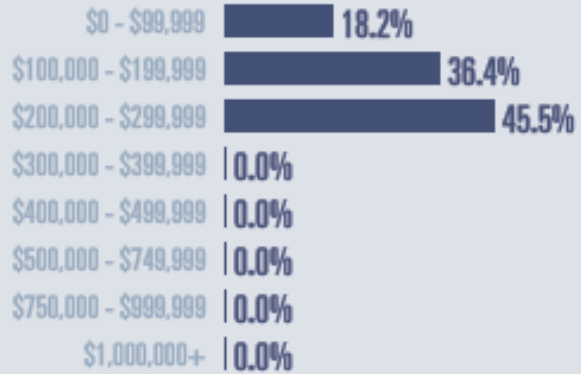
Median price

\$199,900

↓ **26.1%**

Compared to August 2022

Price Distribution



Active listings

↑ **16.3%**

50 in August 2023



Closed sales

↑ **22.2%**

11 in August 2023



Days on market

Days on market 30

Days to close 43

Total 73

8 days less than August 2022



Months of inventory

3.8

Compared to 3.4 in August 2022

About the data used in this report
 Data used in this report come from the Texas REALTOR® Data Relevance Project, a partnership among the Texas Association of REALTORS® and local REALTOR® associations throughout the state. Analysis is provided through a research agreement with the Real Estate Center at Texas A&M University.

ABILENE 
 ASSOCIATION OF REALTORS®

 **TEXAS REALTORS**

 **TEXAS REAL ESTATE RESEARCH CENTER**

Shackelford County Housing Report

August 2023



Median price

\$180,000

↑ **28.1%**

Compared to August 2022

Price Distribution

\$0 - \$99,999	33.3%
\$100,000 - \$199,999	33.3%
\$200,000 - \$299,999	33.3%
\$300,000 - \$399,999	0.0%
\$400,000 - \$499,999	0.0%
\$500,000 - \$749,999	0.0%
\$750,000 - \$999,999	0.0%
\$1,000,000+	0.0%



Active listings

↓ **12.5%**

7 in August 2023



Closed sales

↓ **25%**

3 in August 2023



Days on market

Days on market 81

Days to close 32

Total 113

3 days less than August 2022



Months of inventory

4.0

Compared to 8.7 in August 2022

About the data used in this report

Data used in this report come from the Texas REALTOR® Data Relevance Project, a partnership among the Texas Association of REALTORS® and local REALTOR® associations throughout the state. Analysis is provided through a research agreement with the Real Estate Center at Texas A&M University.





2023
Shaping Texas
Conference





Congratulations
Kay Spiva
On receiving the
Strike Award by the
Texas Realtors Governmental Affairs



