

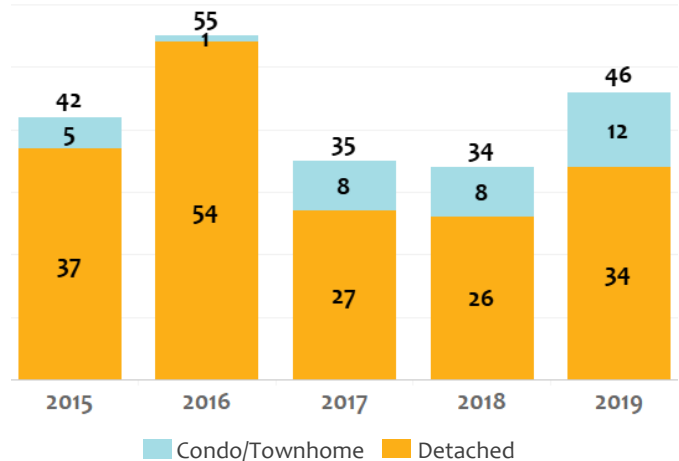
+35%

HOME SALES

With 46 homes sold throughout the month, Chaffee County sales saw a **35% year-over-year increase**. Month over month, sales were up 2.2%.

Year to date, 419 homes have sold, up 1% as compared to last year at this time.

During the month, contracts were put in place on 52 homes, 6% more than last October and 68% less than last month.

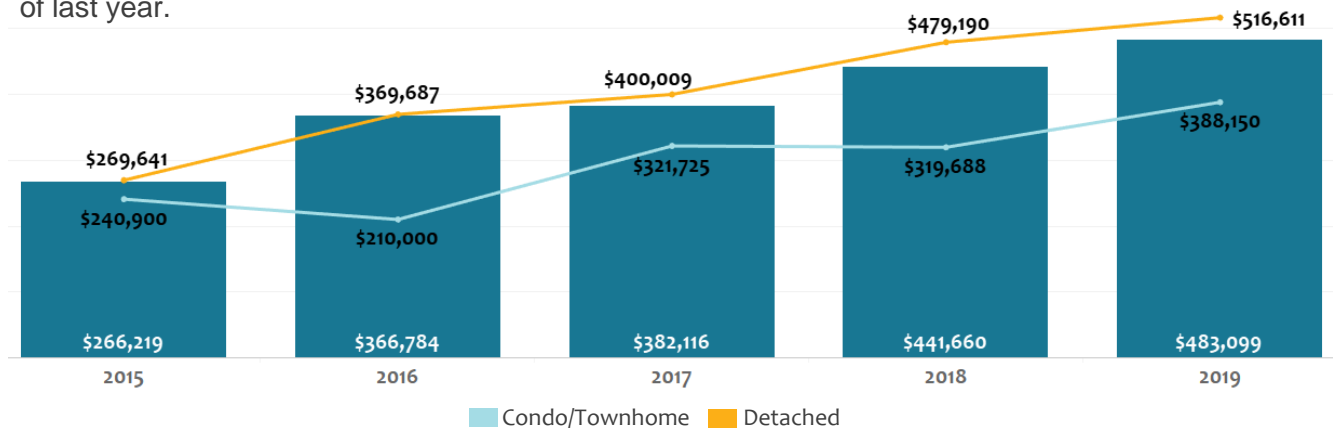


+9%

AVERAGE SALE PRICES

The average sale price of a Chaffee County home in October was \$483,099, **9% higher than this time last year** and up 18% compared to last month. Detached homes sold for an average of \$516,611, up 8% percent year over year and up 14% month over month. The average price of a condo/townhome was \$388,150, 21% higher than last year and 26% higher than last month.

The median sold price of a Chaffee County home in October was \$442,500, 14% higher than October of last year.



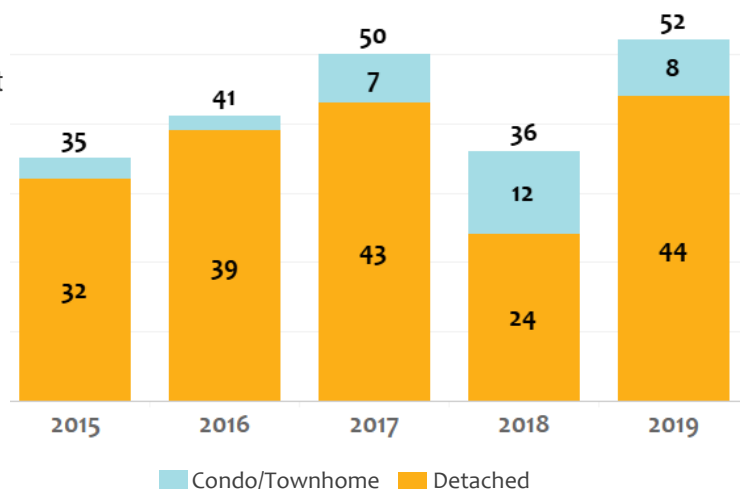
+44%

NEW LISTINGS

In October, 52 new listings of homes for sale were brought to the market, 21% more than last month, and **44% more than last year at this time**.

At the end of October, there were 169 active listings of homes for sale in Chaffee County, 1% more than last month and 17% more than last year.

Currently, there is approximately 16 weeks of inventory in Chaffee County, unchanged from last month and 2 weeks less than last year.

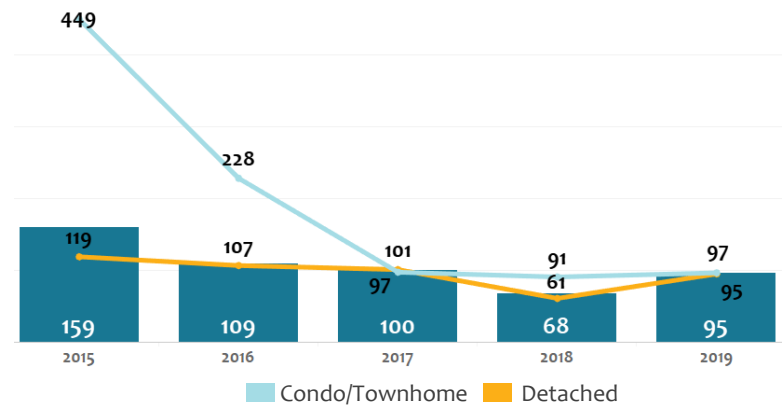




AVERAGE DAYS ON MARKET

The average amount of time a Chaffee County home spent on the market in October was 95 days, 47 days more than last month and **27 days more than October 2018**.

The median amount of time a home spent on the market in October was 62 days. Last year at this time, homes spent a median of 44 days on the market.



169 Active Listings	\$483,099 Average Sold Price	46 Listings Sold	95 Average Days on Market
52 New Listings	\$442,500 Median Sold Price	52 Listings Under Contract	16 Weeks of Inventory

BUENA VISTA HOUSING MARKET



23 New Listings

1 less than last year
6 more than last month



15 Homes Sold

6 more than last year
8 less than last month



\$380,809 Average Sold Price

11% lower than last year
1% lower than last month



46 Average Days on Market

5 days more than last year
6 days more than last month

SALIDA HOUSING MARKET



27 New Listings

16 more than last year
9 more than last month



29 Homes Sold

8 more than last year
13 more than last month



\$524,670 Average Sold Price

19% higher than last year
17% higher than last month



115 Average Days on Market

36 days more than last year
42 days more than last month

REcolorado

Housing market statistics are provided by REcolorado, the largest multiple listing service (MLS) in Colorado. REcolorado delivers advanced tools and services for REALTORS® of Central Colorado to serve home buyers and sellers. The REcolorado home search site, REcolorado.com, is the most trusted resource for home listings across the state. Search homes and land for sale in South Central Colorado at www.REcolorado.com.