

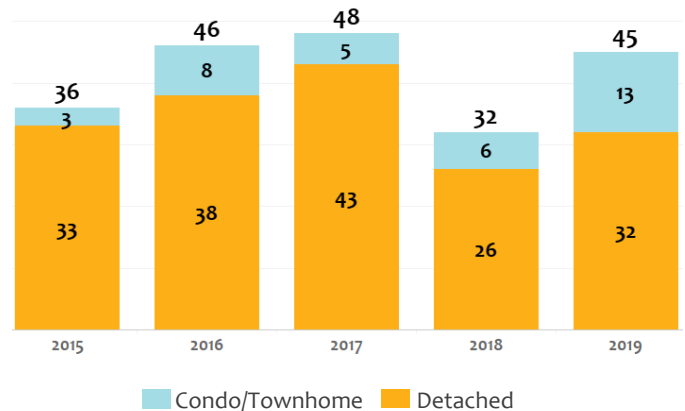
+41%

HOME SALES

With 45 homes sold throughout the month, Chaffee County sales saw a **41% year-over-year increase**. Month over month, sales were down 20% after a very strong August.

Year to date, 373 homes have sold, just 2% less than last year at this time.

During the month, contracts were put in place on 30 homes, 6% less than last September and 47% less than last month.

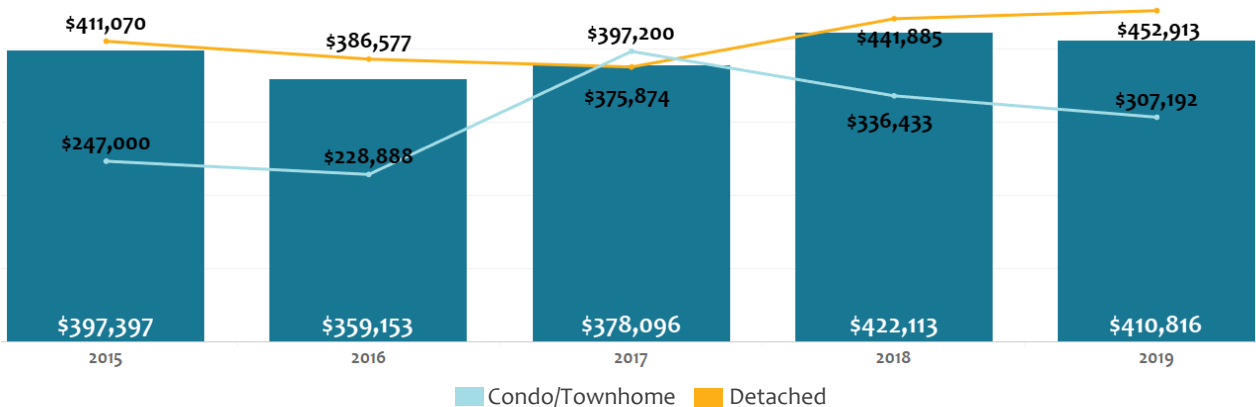


-3%

AVERAGE SALE PRICES

The average sale price of a Chaffee County home in September was \$410,816, **down 3% from last year** and down 3% compared to last month. Detached homes sold for an average of \$452,913, up 3% percent year over year and up 4% month over month. The average price of a condo/townhome was \$307,192, 9% lower than last year and 21% lower than last month.

The median sold price of a Chaffee County home in September was \$392,000, down less than 1% compared to last year.



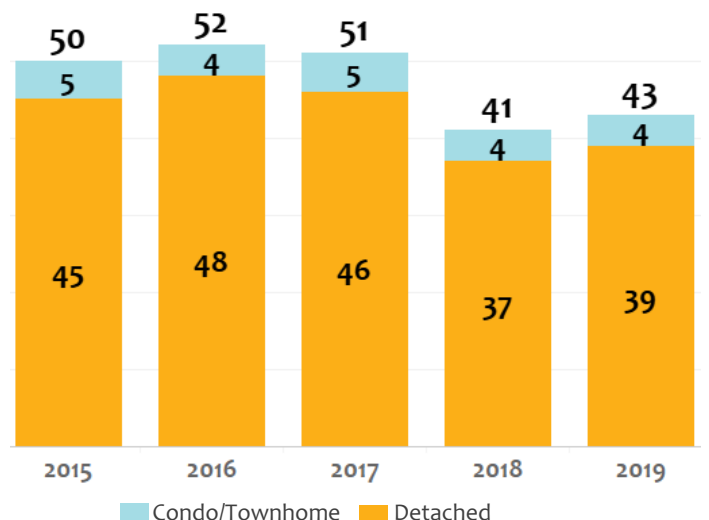
+5%

NEW LISTINGS

In September, 43 new listings of homes for sale were brought to the market, 38% less than last month, but **5% more than last year at this time**.

At the end of September, there were 167 active listings of homes for sale in Chaffee County, 7% less than last month and 2% more than last year.

Currently, there is approximately 16 weeks of inventory in Chaffee County, 1 week more than last month and 6 weeks less than last year.

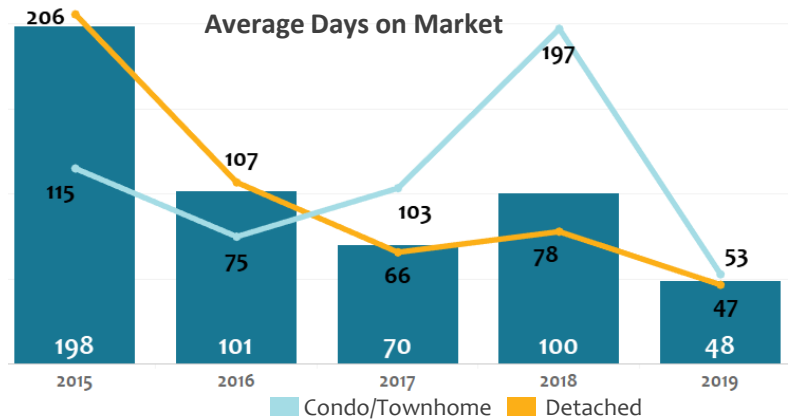


-52
Days

DAYS ON MARKET

The average amount of time a Chaffee County home spent on the market in September was 48 days, 44 days less than last month and **52 days less than September 2018**.

The median amount of time a home spent on the market in September was 26 days. Last year at this time, homes spent a median of 37 days on the market.



| | | | |
|-------------------------------|--|--------------------------------------|-------------------------------------|
| 167 Active Listings | \$410,816 Average Sold Price | 45 Listings Sold | 48 Average Days on Market |
| 43 New Listings | \$392,000 Median Sold Price | 30 Listings Under Contract | 16 Weeks of Inventory |

BUENA VISTA HOUSING MARKET



17 New Listings

5 more than last year
10 less than last month



23 Homes Sold

13 more than last year
3 less than last month



\$382,843 Average Sold Price

23% lower than last year
14% lower than last month



40 Average Days on Market

52 days less than last year
71 days less than last month

SALIDA HOUSING MARKET



18 New Listings

2 less than last year
10 less than last month



16 Homes Sold

1 less than last year
6 less than last month



\$448,275 Average Sold Price

10% higher than last year
6% higher than last month



73 Average Days on Market

31 days less than last year
Unchanged from last month

REcolorado

Housing market statistics are provided by REcolorado, the largest multiple listing service (MLS) in Colorado. REcolorado delivers advanced tools and services for REALTORS^{of} Central Colorado to serve home buyers and sellers. The REcolorado home search site, REcolorado.com, is the most trusted resource for home listings across the state. Search homes and land for sale in South Central Colorado at www.REcolorado.com.