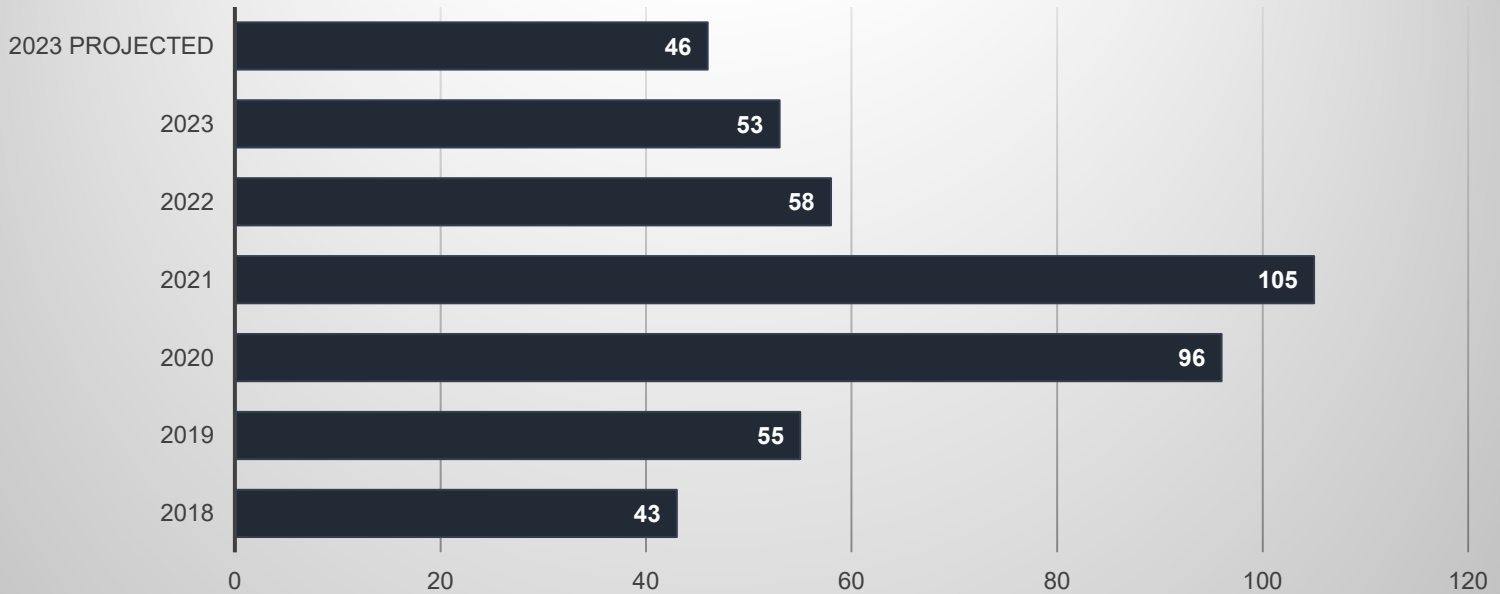




2023 Fireworks Report

PROJECTIONS

Fireworks Related Calls for Service by Year



Projection is based on historical data retrieved from the Arroyo Grande Police Department Records Management System using a date range of June 1st through July 31st of each year.

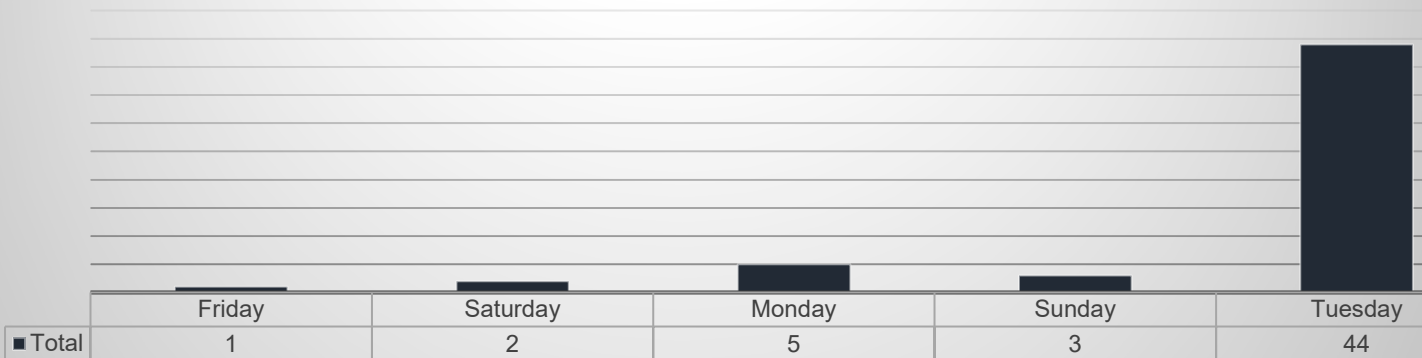
According to the data there has been a 10% average decrease in Calls for Service related to Fireworks over the last three years. With a projected decrease of 26% 2022 from 2023.

Actual data shows a 9% decrease in fireworks related calls. The decrease can be attributed to the proactive efforts of the Arroyo Grande Police Department. The Department assigned three police officers which included one Drone Operator dedicated to fireworks related calls during peak activity hours. Increased public service announcements utilizing traditional press releases as well as social media addressing the above had an impact on deterring illegal fireworks activity in our community.

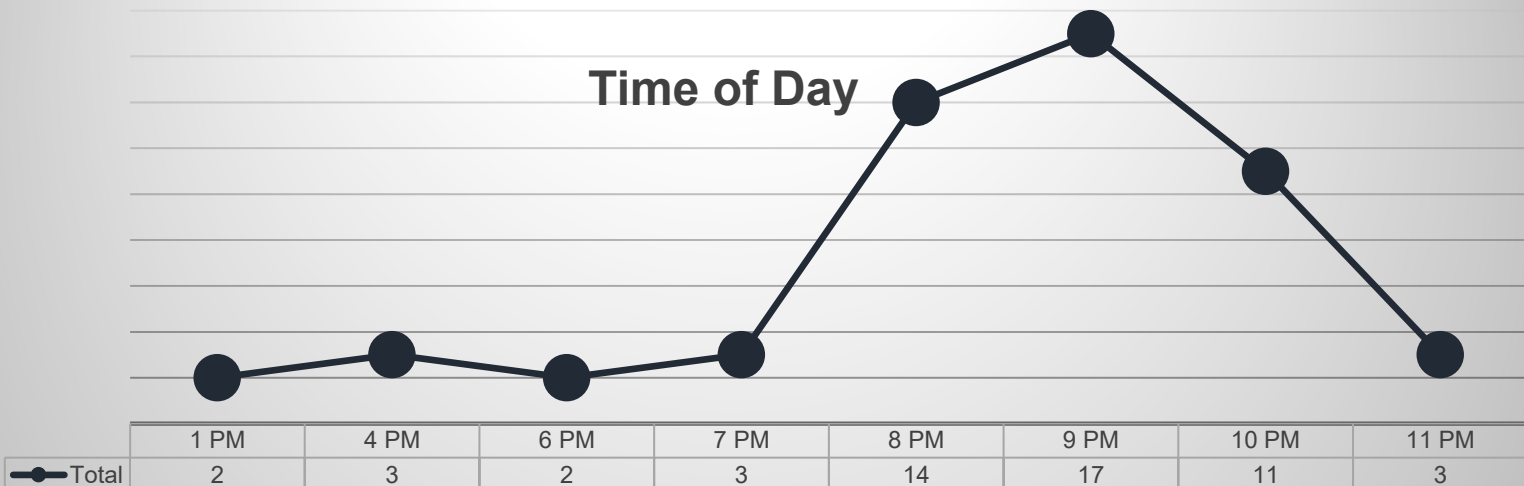
Calls for Service Related to Fireworks June 1 – July 5



Day of Week



Time of Day



ARROYO GRANDE POLICE DEPARTMENT

4TH of July Overview

	<u>2023</u>	<u>2022</u>
🌟 Calls for Service	113	84
🌟 Fireworks Related Calls	43	39
🌟 Drone Deployments	1	2
🌟 Fireworks Related Arrests	0	1
🌟 Fireworks Related Citations Issued	0	1
🌟 Traffic Stops	14	11

