

NM Nursing Home State Overview

Number of Facilities: **70**

Data Source: CDC NHSN | Data as of: 10/11/2020 | Report Date: 10/15/2020.

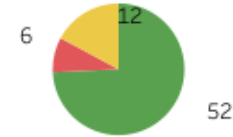
Note that the last week of reported data is provisional due to updates to the data; numbers may fluctuate up to 15% over the next reporting week.

Summary of all NM Nursing Homes

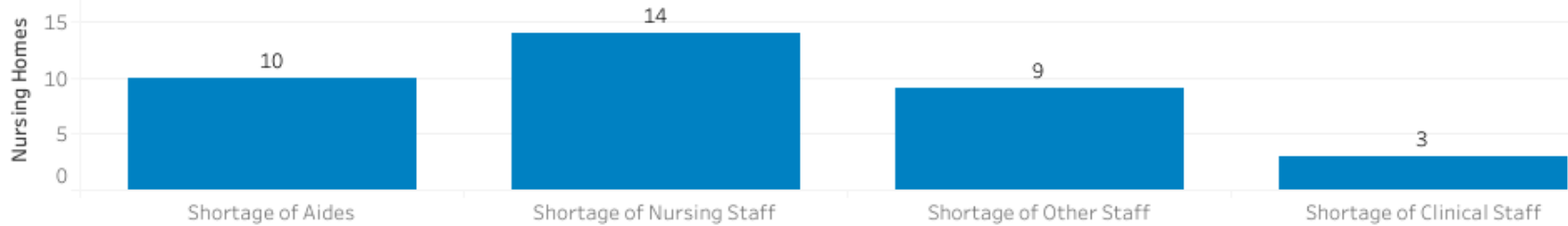
Residents New Weekly Confirmed Cases:	19
Residents Total Confirmed Cases:	726
Residents Weekly COVID-19 Deaths:	3
Residents Total COVID-19 Deaths:	213
% of Facilities with New Resident Cases this Week:	10%
% of Facilities with New Staff Cases this Week:	11%
% of Facilities with New Resident Deaths this Week:	3%

Numbers of Nursing Homes in Red/Yellow/Green Counties

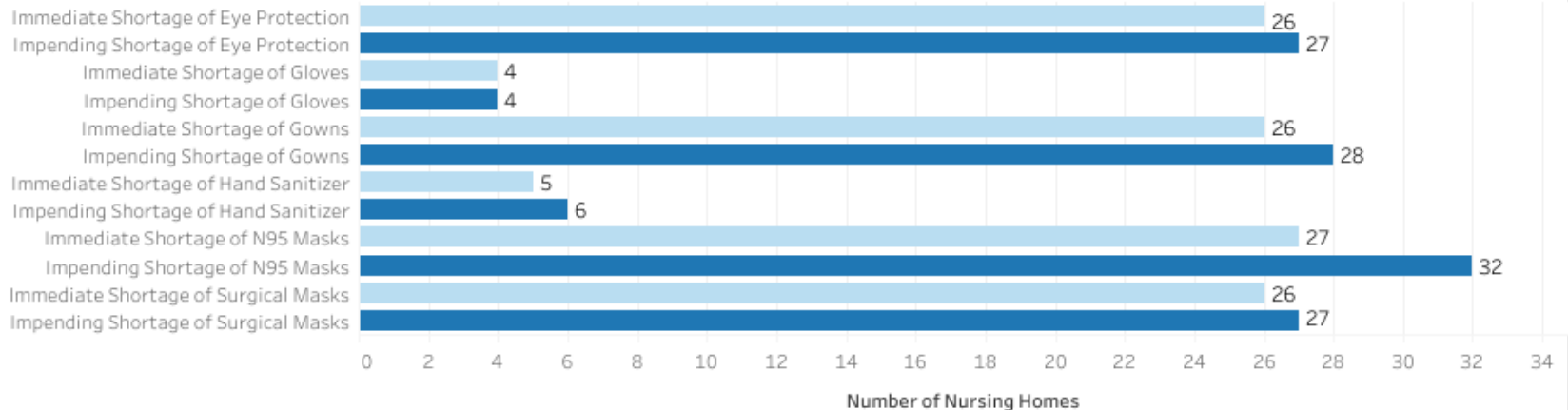
Test Positivity Rates in NM Counties:
 Green < 5% | Yellow 5-10% | Red >10%



Nursing Homes Reporting a Shortage in Personnel



Nursing Homes with Immediate and Impending (1 Week Out) Supply Shortages



NM Nursing Homes That Require a Survey Due to First Case or Three or More Cases This Week

Number of Facilities: **70** | Facilities that Require a Survey: **2** | % of Facilities that Require a Survey: **3%**

A survey is an on-site visit to evaluate compliance with federal health and safety requirements.

Data Source: CDC NHSN | Data as of: 10/11/2020 | Report Date: 10/15/2020.

Note that the last week of reported data is provisional due to updates to the data; numbers may fluctuate up to 15% over the next reporting week.

Nursing Homes with an Initial Case

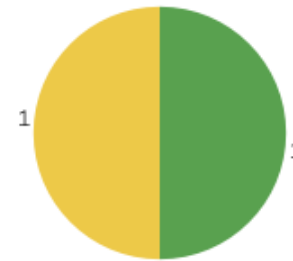
0 NM nursing homes reported their first case in the last week (see below). 2 NM nursing homes reported 3 or more cases in the last week (not shown). 2 NM nursing homes met at least one of these criteria and will be prioritized for survey visits in the next 2-5 days to help quickly control transmission.

Zero nursing homes with an initial case.

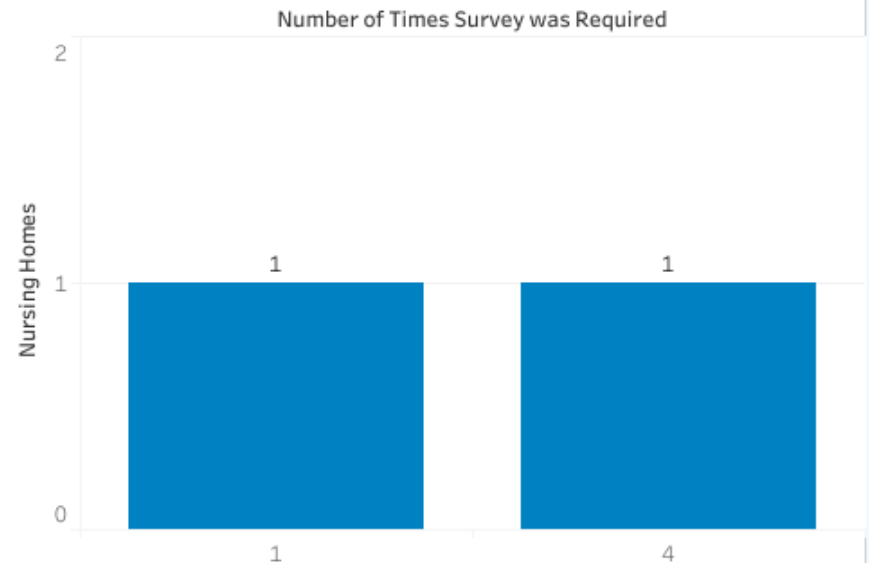
Nursing Homes that Need Surveys in Red/Yellow/Green Counties

Test Positivity Rates in NM Counties:

Green < 5% | Yellow 5-10% | Red >10%



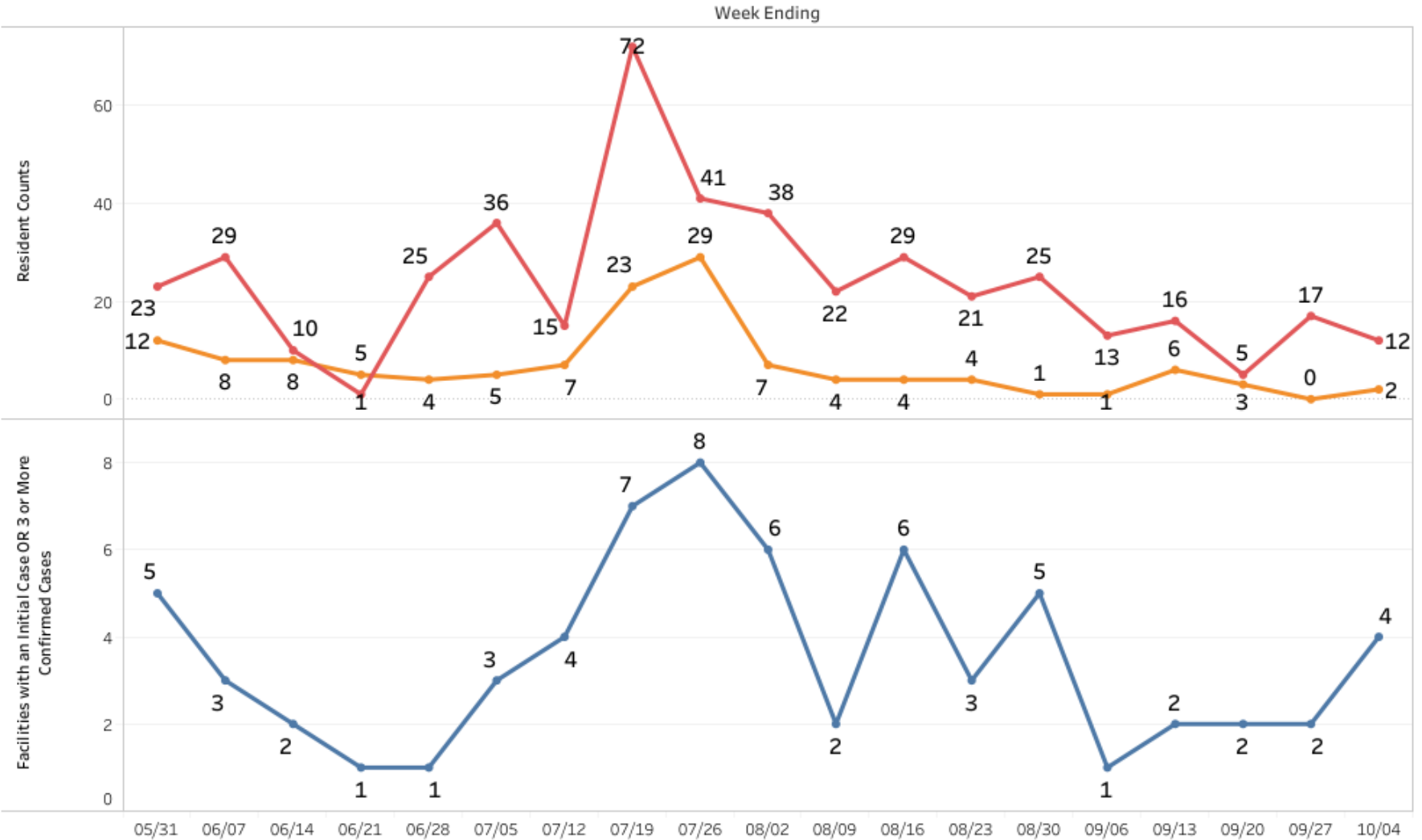
Number of Times the Nursing Homes Required a Survey



NM Weekly Resident and Facility COVID-19 Counts

Data Source: CDC NHSN | Data as of: 10/04/2020 | Report Date: 10/15/2020.

Note that the last week of reported data is provisional due to updates to the data; numbers may fluctuate up to 15% over the next reporting week. Therefore, the last reporting week is excluded from the trend lines.



- Residents Weekly Confirmed COVID-19
- Residents Weekly COVID-19 Deaths
- Facilities with an Initial Case OR 3 or More Confirmed Cases