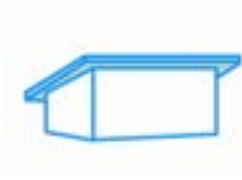
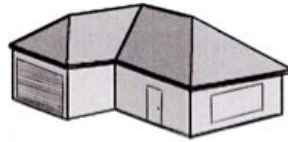


**Roof Types Picture Worksheet**

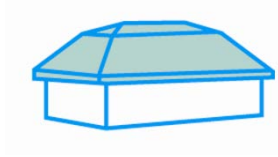
Directions: Fill in name of roof type online below drawing as you watch the PowerPoint Basic Roof Types.



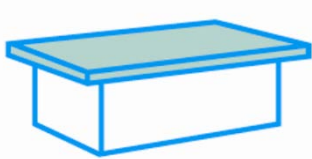
1. \_\_\_\_\_



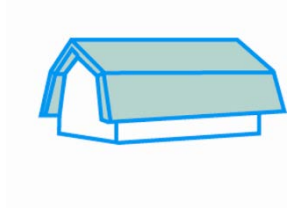
2. \_\_\_\_\_




3. \_\_\_\_\_



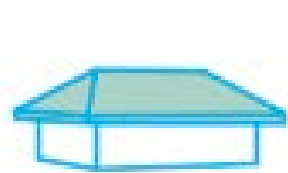
4. \_\_\_\_\_



5. \_\_\_\_\_



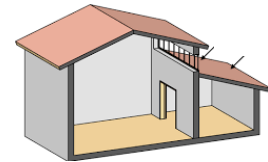
6. \_\_\_\_\_



7. \_\_\_\_\_



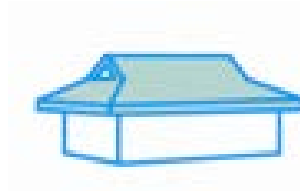
8. \_\_\_\_\_



9. \_\_\_\_\_



10. \_\_\_\_\_



11. \_\_\_\_\_



12. \_\_\_\_\_