



2022 STRAW POLL

2022 Lakeland Chamber Straw Ballot Results

Lakeland Chamber of Commerce

Report Generated: 8/09/2022 5:00 PM MST

United States Senator			
	Name	Party	Votes
	Marco Rubio	(REP)	141 (59.49%)
	Val Demings	(DEM)	63 (26.58%)
	William Sanchez	(DEM)	11 (4.64%)
	Ricardo De La Fuente	(DEM)	6 (2.53%)
	Brian Rush	(DEM)	5 (2.11%)
	Dennis Misigoy	(LPF)	5 (2.11%)
	Tuan TQ Nguyen	(NPA)	3 (1.27%)
	Steven Grant	(NPA)	3 (1.27%)

Representative in Congress, District 9			
	Name	Party	Votes
	Darren Soto	(DEM)	78 (39.59%)
	Jose Castillo	(REP)	52 (26.4%)
	Scotty Moore	(REP)	40 (20.3%)
	Sergio E. Ortiz	(REP)	16 (8.12%)
	Adianis Morales	(REP)	11 (5.58%)






Representative in Congress, District 11

		Name	Party	Votes
		Daniel Webster	(REP)	82 (40.39%)
		Shante Munns	(DEM)	61 (30.05%)
		Laura Loomer	(REP)	37 (18.23%)
		Kevin Porter	(NPA)	13 (6.4%)
		Gavriel E. Soriano	(REP)	10 (4.93%)

Representative in Congress, District 15

		Name	Party	Votes
		Kelli Stargel	(REP)	85 (38.64%)
		Laurel Lee	(REP)	38 (17.27%)
		Cesar Ramirez	(DEM)	25 (11.36%)
		Alan M. Cohn	(DEM)	22 (10%)
		Kevin "Mac" McGovern	(REP)	14 (6.36%)
		Demetries "Commander" Grimes	(REP)	13 (5.91%)
		Eddie Geller	(DEM)	9 (4.09%)
		Jackie Toledo	(REP)	8 (3.64%)
		Gavin Brown	(DEM)	3 (1.36%)
		William VanHorn	(DEM)	3 (1.36%)

Representative in Congress, District 18

	Name	Party	Votes
	 Scott Franklin	(REP)	146 (65.18%)
	 Keith R. Hayden Jr.	(NPA)	26 (11.61%)
	 Kenneth "Kenny" James Hartpence	(REP)	16 (7.14%)
	 Wendy June Schmeling	(REP)	14 (6.25%)
	 Jennifer Raybon	(REP)	11 (4.91%)
	 Eduardo "Eddie" G. Tarazona	(REP)	11 (4.91%)

Governor & Lt. Governor

	Name	Party	Votes
	 Ron DeSantis	(REP)	149 (61.83%)
	 Nicole "Nikki" Fried	(DEM)	42 (17.43%)
	 Charlie Crist	(DEM)	40 (16.6%)
	 Hector Roos	(LPF)	4 (1.66%)
	 Carmen Jackie Gimenez	(NPA)	3 (1.24%)
	 Cadence Daniel	(DEM)	1 (0.41%)
	 Jodi Gregory Jeloudov	(NPA)	1 (0.41%)
	 Robert L. Willis	(DEM)	1 (0.41%)

Attorney General

	Name	Party	Votes
	 Ashley Moody	(REP)	162 (69.53%)
	 Aramis Ayala	(DEM)	35 (15.02%)
	 Jim Lewis	(DEM)	21 (9.01%)
	 Daniel Uhfelder	(DEM)	15 (6.44%)
			Total Votes: 233

Chief Financial Officer

		Name	Party	Votes
		Jimmy Patronis	(REP)	146 (67.28%)
		Adam Hattersley	(DEM)	71 (32.72%)
	Total Votes: 217			

Commissioner of Agriculture

		Name	Party	Votes
		Wilton Simpson	(REP)	89 (40.45%)
		James W. Shaw	(REP)	56 (25.45%)
		Naomi Esther Blemur	(DEM)	32 (14.55%)
		Ryan Morales	(DEM)	26 (11.82%)
		J.R. Gaillot	(DEM)	17 (7.73%)
	Total Votes: 220			

State Senator, District 12

		Name	Party	Votes
		Colleen Burton	(REP)	167 (72.61%)
		Veysel Dokur	(DEM)	63 (27.39%)
	Total Votes: 230			

State Senator, District 27

		Name	Party	Votes
		Ben Albritton Jr.	(REP)	150 (70.42%)
		Christopher Proia	(DEM)	63 (29.58%)
	Total Votes: 213			

State Representative, District 50

	Name	Party	Votes
	Jennifer Canady	(REP)	143 (59.83%)
	Phillip Walker	(REP)	96 (40.17%)
	Total Votes: 239		

State Representative, District 51

	Name	Party	Votes
	Josie Tomkow	(REP)	128 (64%)
	William "Bill" Olson	(REP)	72 (36%)
	Total Votes: 200		

County Commissioner, District 4

	Name	Party	Votes
	Martha Santiago	(REP)	183 (77.87%)
	Markeishia Smith	(DEM)	52 (22.13%)
	Total Votes: 235		

County Court Judge, Group 8

	Name	Party	Votes
	Adam David Patton	n/a	64 (28.96%)
	John Flynn	n/a	50 (22.62%)
	Tara Wheat	n/a	49 (22.17%)
	Ruth Moracen Knight	n/a	31 (14.03%)
	Carmalita Lall	n/a	27 (12.22%)
Total Votes: 221			

School Board, District 3

	Name	Party	Votes
	Sarah Fortney	n/a	120 (53.33%)
	Rick Nolte	n/a	105 (46.67%)
			Total Votes: 225

School Board, District 5

	Name	Party	Votes
	Kay Fields	n/a	138 (59.23%)
	Terry L. Clark	n/a	95 (40.77%)
			Total Votes: 233

School Board, District 6

	Name	Party	Votes
	Justin Sharpless	n/a	133 (58.59%)
	Sara Estelle Jones	n/a	94 (41.41%)
			Total Votes: 227

School Board, District 7

	Name	Party	Votes
	Lisa Miller	n/a	117 (51.77%)
	Jill Sessions	n/a	68 (30.09%)
	Dell Quary	n/a	41 (18.14%)
			Total Votes: 226