

2022

Sector Data for Economic Growth





Rebecca Martin, CCE, IOM
Greater Federal Way Chamber CEO

DATA DRIVEN *Prosperity*

Economic development is one of those terms that lends itself to vagueness—what does it mean really? At the Chamber, it means supporting and promoting business opportunity...with a passion.

The Chamber, however, understands that economic opportunity must first begin with data and not opinion, no matter how passionate one may feel about the subject.

It requires us to thoughtfully and strategically look at growth built on our existing business base, even as we explore new possibilities.

As our business community works to create living wage jobs, grow its bottom line, and support affordable lifestyles, we need to look at the whole picture. It starts with knowing what we have and then measuring what opportunities are within our reach. And business leaders in the Chamber know we have a lot going for us.

The greater Federal Way area is part of a vibrant and interconnected region in the South Puget Sound. In this new, post pandemic business climate, the Chamber remains mindful that an undiversified business base— developed without forethought, acknowledgement of business challenges, and lacking sector connections outside City limits— is not secure. It is a business base at risk for market shifts and downturns in the economy. It needn't be.

The past two years have shown us clearly that it is time to rethink and reinvent how we do business, how we think about economic growth, and how we can develop intentional strategy. Working collaboratively, data will help drive our decisions for the greater good.

This publication measures the economic impact of the focused sectors in Federal Way, Tacoma, Seattle, King and Pierce Counties, as well as Washington State. As part of your Chamber's work in economic development, all of this data is also online with economic dashboards detailing business recovery, labor force & skill sets, occupational diversity, and quality of life, at fedwaychamber.com.

Why? Because our business leaders are investment decision makers who know that data-driven strategies will drive economic prosperity. You might even say, it's a passion we carry with us as we Take the Federal Way to success. *Take the Federal Way.*

SPECIAL EDITION (PRINTED 6/22)

Rebecca Martin, CCE, IOM
President & CEO

Rachel M. Porter
Membership & Community Relations
Manager

Elena Peyton Jones
Communications Specialist

Asako Fujikura Apodaca
Office Manager

BOARD OF DIRECTORS

Dan Eisenman, Board Chair
Equalus, LLC

Greg Garcia, Chair Elect
Citylight Financial, Inc

Shawn Harju, Vice Chair
Chrysalis Solutions PLLC

Michael Gintz, Treasurer
Brantley Janson

Robin Corak, Past Chair
Multi-Service Center

DIRECTORS-AT-LARGE

Krista Christensen
MultiCare Health System

Doug Hedger
Banner Bank

Dr. John Mosby, Ph.D.
Highline College

Sara Oh
Kumon

Bob Roegner
Roegner Consulting

Mark Sims
New York Life

Kim Zier Suchan
Caffé D'arte, LLC

Contents

FEDERAL WAY ECONOMIC OVERVIEW

Federal Way Stats	4
Housing Analysis.....	5

WASHINGTON HIGH GROWTH SECTORS

Aerospace	6
Agribusiness	8
Forest Products	10
ICT	12
Life Sciences	14
Maritime.....	16

FEDERAL WAY KEY SECTORS

Retail & Accommodation.....	18
Business Services	20
Healthcare.....	22
Construction.....	24



*Data for this Sector Report
provided by eImpact.*

Quarterly updates on economic data
are online at [fedwaychamber.com/
economicdevelopment](https://fedwaychamber.com/economicdevelopment).



A membership organization focused on economic development, the Greater Federal Way Chamber works to identify potential strategic pathways to prosperity for our business base. Through reports and studies, business surveys, and researched economic data, the Chamber identifies high-priority issues and develops programming to address business needs as it looks to support diverse, regionally connected opportunities for economic growth.



The Prosperity Project is a series of reports, studies, and strategies, building upon the economic data collected as part of the Horizon Initiative and other economic development work at the Chamber. The Prosperity Project adds business visioning to that data as our community looks to support and promote inclusive economic development in the greater Federal Way region of the south Puget Sound.



The Chamber believes data-driven strategies create sustainable business growth. The Horizon Initiative sets the economic baseline, measuring the statistics and trends that will influence the direction and sustainability of our shared future. Learn more about business recovery and other economic data online at fedwaychamber.com/economic-development.



Collaboration plays a critical role in investment decision making. Efforts to retain, expand, and attract business are tied an economic climate that practices respectful, reasonable, and inclusive leadership. Work Together for the Greater Good and its 8 steps of Collaboration is available for presentation. Contact the Chamber to schedule, 253-838-2605

Federal Way overview

103904

TOTAL POPULATION

The number of people residing in Federal Way.

Source: U.S. Census (American Community Survey)



The number of home owners and renters in Federal Way.

Source: U.S. Census (American Community Survey)



The number of businesses holding a lease in a commercial property in Federal Way.

Source: CoStar business tenant survey list

Note: there are 4,228 businesses with registrations listed in Federal Way.



Median Household Income

Household income is a measure of the combined income of a household, and the median value is the middle of all values measured in Federal Way.

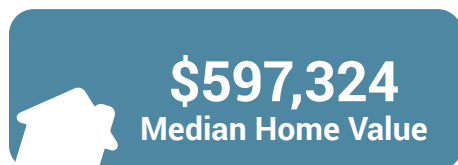
Source: U.S. Census (American Community Survey)



The number of workers employed in Federal Way.

Source: Bureau of Labor Statistics (Quarterly Census on Earnings and Wages)

FEDERAL WAY HOUSING ANALYSIS



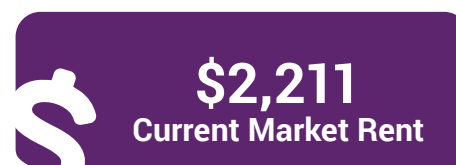
The median home value is the middle value of all homes in Federal Way, including single family homes and other types of housing units.

Source: Neighborhood Scout



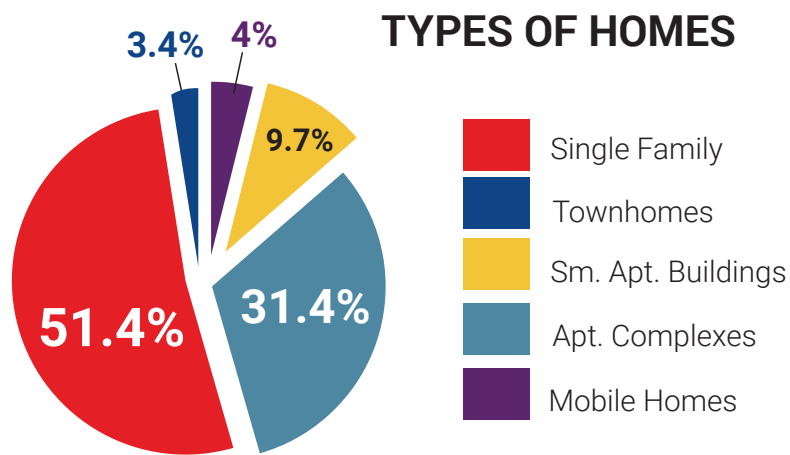
The homeownership rate is the percent of housing units occupied in Federal Way that are occupied by the owner versus occupied by a tenant.

Source: Neighborhood Scout



The current market rent is the average rent paid for market-rate homes and other rental units in Federal Way.

Source: Neighborhood Scout



The percent of homes in Federal Way by property type. **Source:** Neighborhood Scout



13.52% Poverty Rate

The percent of the population in Federal Way at or below the poverty threshold. **Source:** U.S. Census (American Community Survey)


Washington 12.2%
United States 14.6%



24% College Educated

The percent of the population in Federal Way with a college degree or higher. **Source:** U.S. Census (American Community Survey)

Washington 21.28%
United States 18%



The percent of the population in Federal Way that is unemployed. **Source:** U.S. Census (American Community Survey)

Washington 4.3%
United States 4%



Aerospace

Economy in Federal Way

This report provides an overview of the economic impact of the aerospace industry in Federal Way, Washington. The area is a hotspot for this kind of talent. The national average for an area this size is 172 employees, while there are **1,629** here. Earnings per job are above the national average. The national average salary for your industries in an area this size is \$135,019, while in your area it is **\$168,000**. Earnings per jobs is the total industry earnings divided by the number of jobs in the industry.



\$168,000
Average Wage

The average aerospace industry wage paid in Federal Way. **Source: EMSI**



1,629
Industry Jobs

The number of aerospace industry jobs in Federal Way. **Source: EMSI**



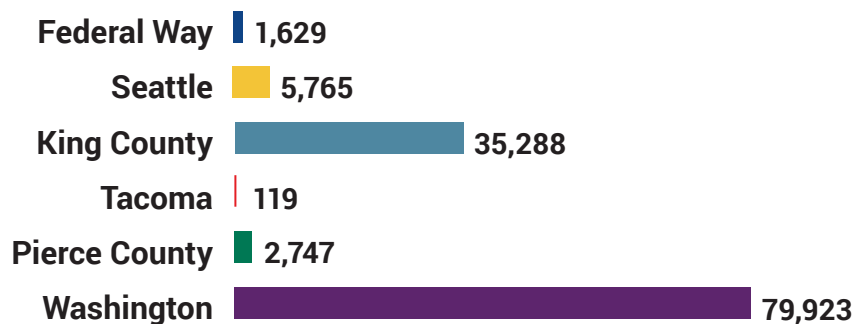
-24%
Past Growth (2015-2020)



-21%
Projected Growth (2020-2025)


Measuring Aerospace Economy

JOBS



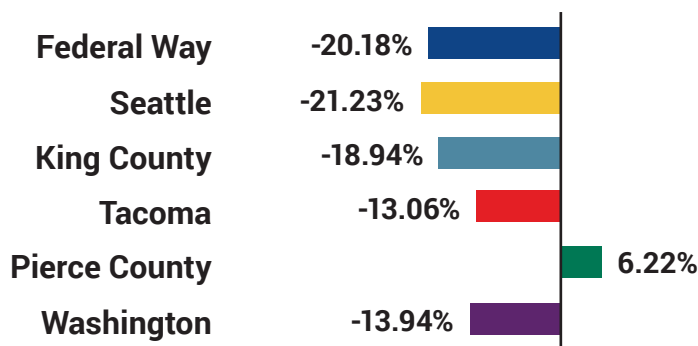
Number of jobs in this sector in the location specified, 2021. **Source:** EMSI (economicmodeling.com)

AVERAGE EARNINGS



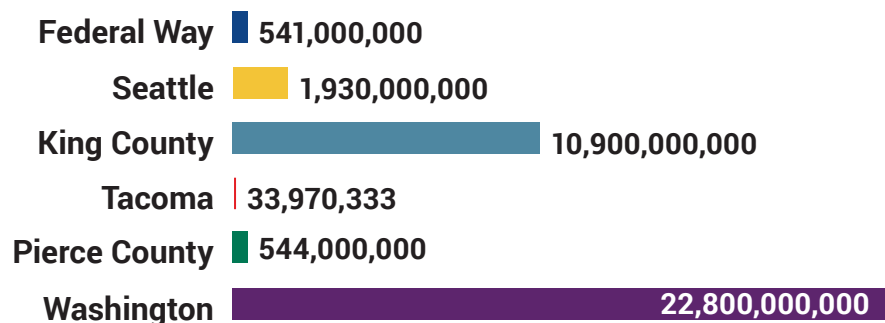
The average industry pay is calculated based on salaries of residents working in this sector, 2020. The salaries are added together, then divided by the number of residents employed in the sector. The result is the average industry pay for the location specified. **Source:** EMSI (economicmodeling.com)

% JOB CHANGE



Percent change in number of jobs in the location specified over the past year. **Source:** EMSI (economicmodeling.com)

GROSS REGIONAL PRODUCT



Gross regional product (GRP) is a monetary measure of the market value of all final goods and services produced in a region. **Source:** EMSI (economicmodeling.com)



Agribusiness

Economy in Federal Way

This report provides an overview of the economic impact of the agribusiness industry in Federal Way, Washington. The area is not over-weighted with this kind of talent. The national average for an area this size is 1,090 employees, while there are **59** here. Earnings per job are above the national average. The national average salary for your industries in an area this size is \$59,138, while in your area it is **\$72,371**. Earnings per jobs is the total industry earnings divided by the number of jobs in the industry.



\$72,371
Average Wage

The average agribusiness industry wage paid in Federal Way. **Source:** EMSI



59
Industry Jobs

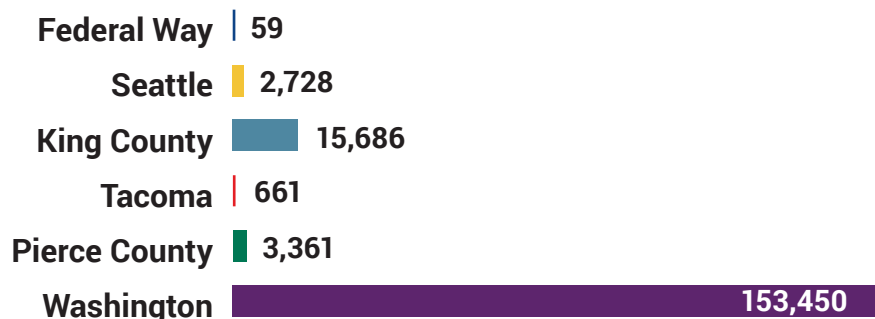
The number of agribusiness industry jobs in Federal Way. **Source:** EMSI

 **14%**
Past Growth (2015-2020)

 **3%**
Projected Growth (2020-2025)

Measuring Agribusiness Economy

JOBS



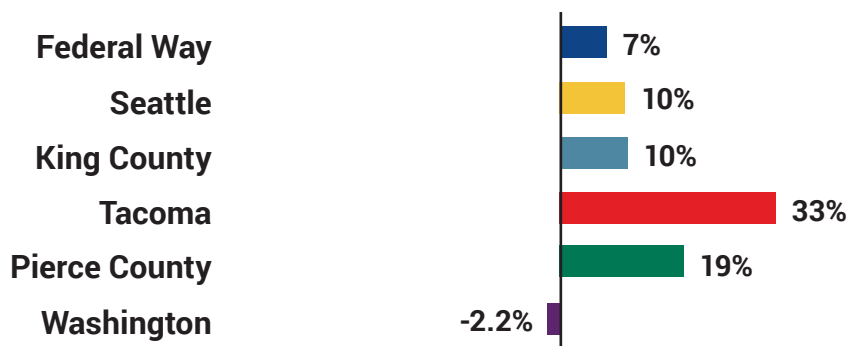
Number of jobs in this sector in the location specified, 2021. **Source:** EMSI (economicmodeling.com)

AVERAGE EARNINGS



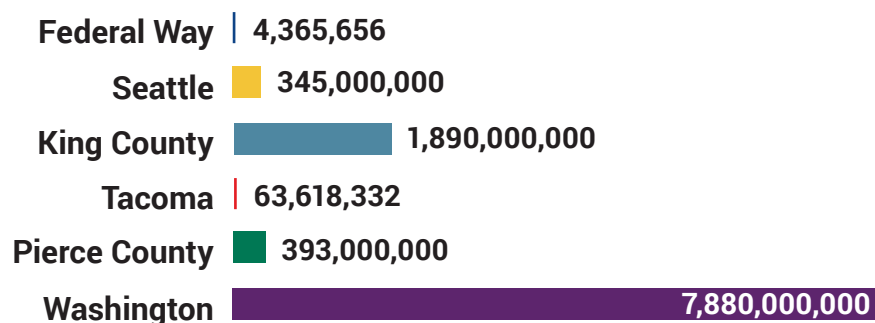
The average industry pay is calculated based on salaries of residents working in this sector, 2020. The salaries are added together, then divided by the number of residents employed in the sector. The result is the average industry pay for the location specified. **Source:** EMSI (economicmodeling.com)

% JOB CHANGE



Percent change in number of jobs in the location specified over the past year. **Source:** EMSI (economicmodeling.com)

GROSS REGIONAL PRODUCT



Gross regional product (GRP) is a monetary measure of the market value of all final goods and services produced in a region. **Source:** EMSI (economicmodeling.com)



Forest Products

Economy in Federal Way

This report provides an overview of the economic impact of the forest products industry in Federal Way, Washington. The area is about average for this kind of talent. The national average for an area this size is 628 employees, while there are **613** here. Earnings per job are above the national average. The national average salary for your industries in an area this size is \$65,868, while in your area it is **\$74,955**. Earnings per jobs is the total industry earnings divided by the number of jobs in the industry.



\$74,955
Average Wage

The average forest products industry wage paid in Federal Way. **Source:** EMSI



613
Industry Jobs

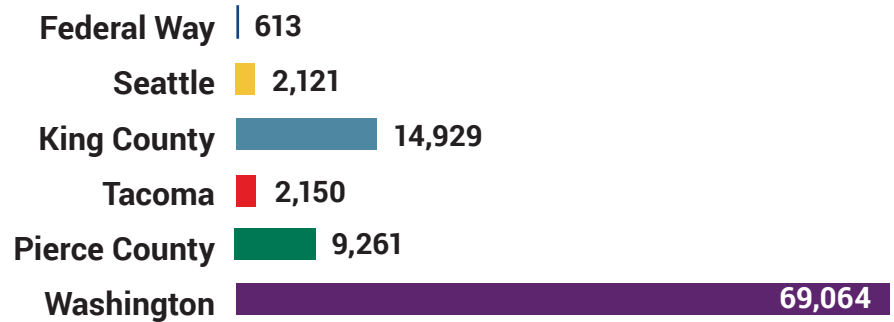
The number of forest products industry jobs in Federal Way. **Source:** EMSI

 **-8%**
Past Growth (2016-2021)

 **-1%**
Projected Growth (2020-2025)

Measuring Forest Products Economy

JOBS



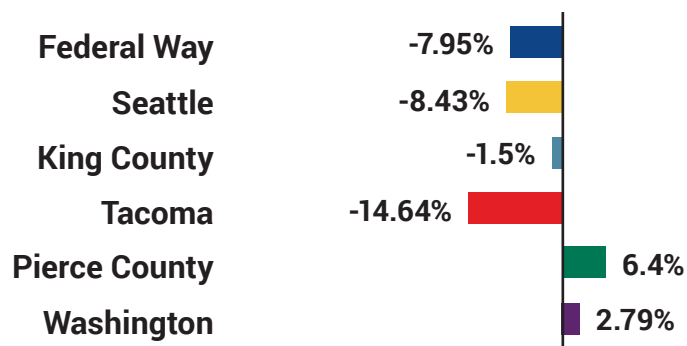
Number of jobs in this sector in the location specified, 2021. **Source:** EMSI (economicmodeling.com)

AVERAGE EARNINGS



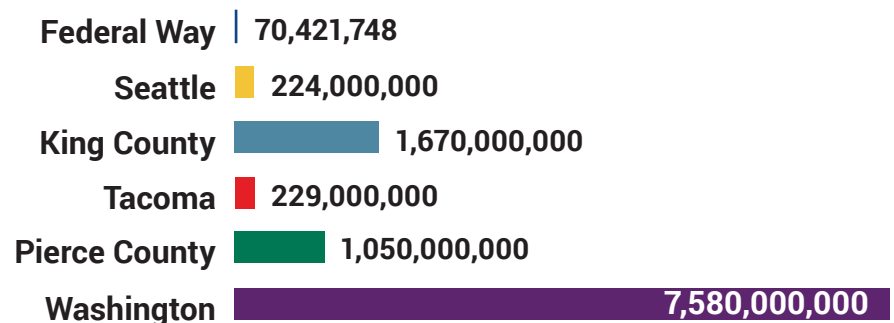
The average industry pay is calculated based on salaries of residents working in this sector, 2020. The salaries are added together, then divided by the number of residents employed in the sector. The result is the average industry pay for the location specified. **Source:** EMSI (economicmodeling.com)

% JOB CHANGE



Percent change in number of jobs in the location specified over the past year. **Source:** EMSI (economicmodeling.com)

GROSS REGIONAL PRODUCT



Gross regional product (GRP) is a monetary measure of the market value of all final goods and services produced in a region. **Source:** EMSI (economicmodeling.com)



ICT

Economy in Federal Way

This report provides an overview of the economic impact of the ICT industry in Federal Way, Washington. The area is not over-weighted with this kind of talent. The national average for an area this size is 1,953 employees, while there are **1,445** here. Earnings per job are above the national average. The national average salary for your industries in an area this size is \$141,906, while in your area it is **\$163,267**. Earnings per jobs is the total industry earnings divided by the number of jobs in the industry.



\$163,267
Average Wage

The average ICT industry worker wage paid in Federal Way. **Source:** EMSI



1,445
Industry Jobs

The number of ICT industry jobs in Federal Way. **Source:** EMSI



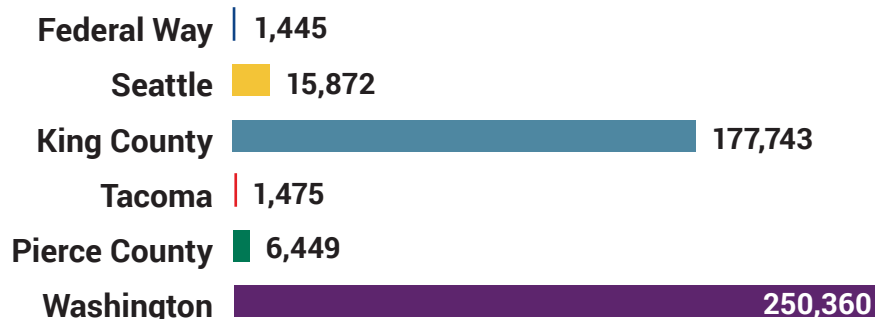
16%
Past Growth (2015-2020)



9%
Projected Growth (2020-2025)

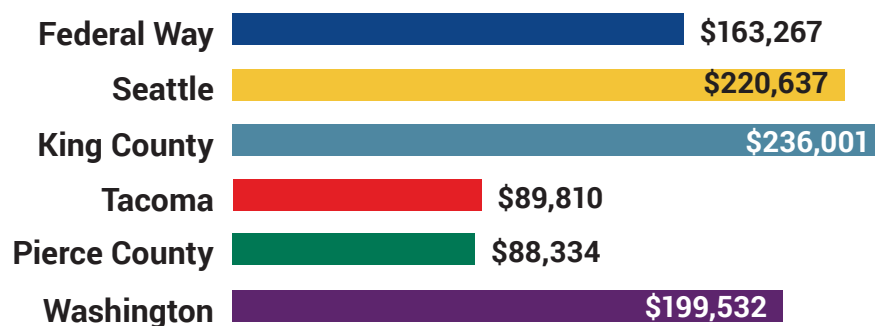
Measuring ICT Economy

JOBS



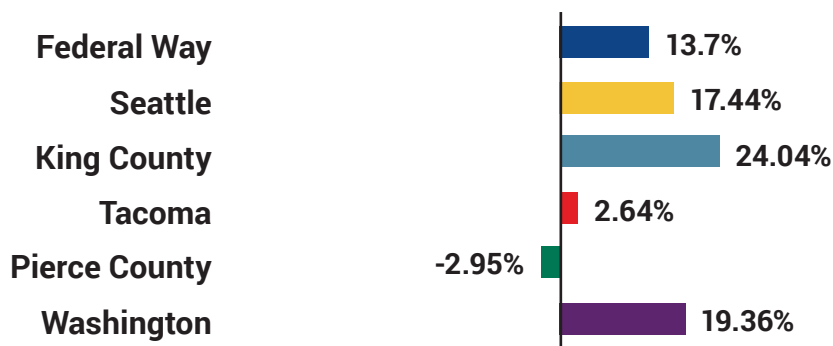
Number of jobs in this sector in the location specified, 2021. **Source:** EMSI (economicmodeling.com)

AVERAGE EARNINGS



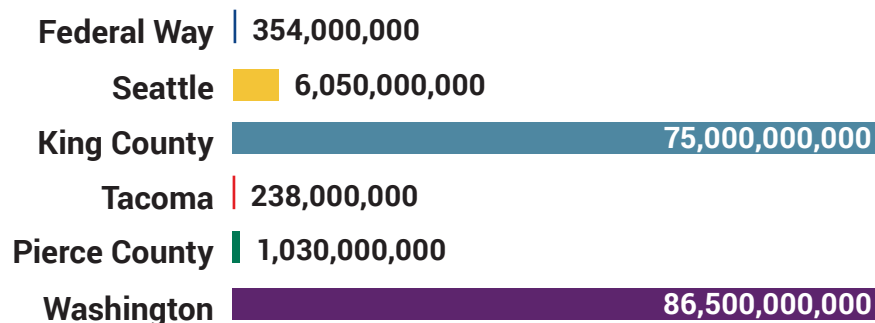
The average industry pay is calculated based on salaries of residents working in this sector, 2020. The salaries are added together, then divided by the number of residents employed in the sector. The result is the average industry pay for the location specified. **Source:** EMSI (economicmodeling.com)

% JOB CHANGE



Percent change in number of jobs in the location specified over the past year. **Source:** EMSI (economicmodeling.com)

GROSS REGIONAL PRODUCT



Gross regional product (GRP) is a monetary measure of the market value of all final goods and services produced in a region. **Source:** EMSI (economicmodeling.com)



Life Sciences

Economy in Federal Way

This report provides an overview of the economic impact of the life sciences industry in Federal Way, Washington. Our area is not over-weighted with this kind of talent. The national average for an area this size is 3,876 employees, while there are **2,582** here. Earnings per job are below the national average. The national average salary for your industries in an area this size is \$77,411, while in your area it is **\$69,062**. Earnings per jobs is the total industry earnings divided by the number of jobs in the industry.



\$69,062
Average Wage

The average life sciences industry worker wage paid in Federal Way. **Source:** EMSI



2,582
Industry Jobs

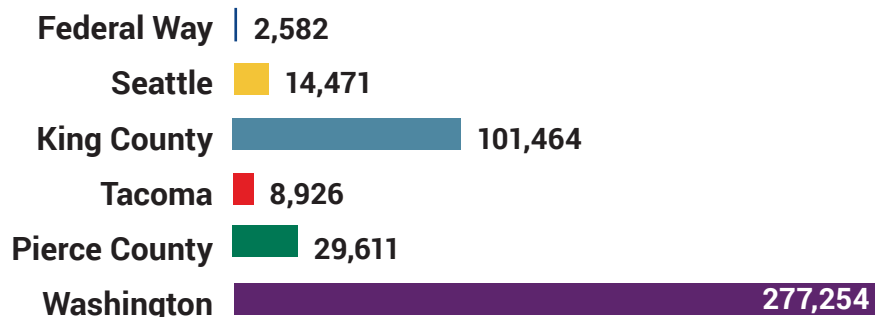
The number of life sciences industry jobs in Federal Way. **Source:** EMSI

 **-4%**
Past Growth (2015-2020)

 **-2%**
Projected Growth (2020-2025)


Measuring Life Sciences Economy

JOBS



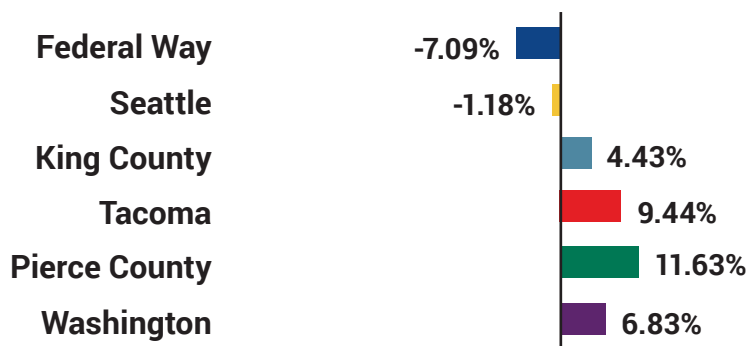
Number of jobs in this sector in the location specified, 2021. **Source:** EMSI (economicmodeling.com)

AVERAGE EARNINGS



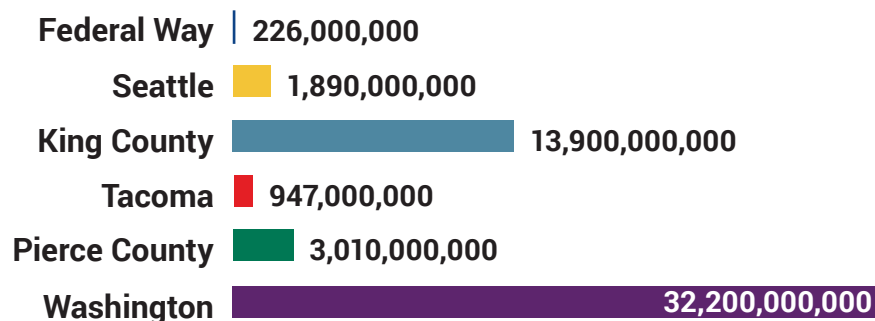
The average industry pay is calculated based on salaries of residents working in this sector, 2020. The salaries are added together, then divided by the number of residents employed in the sector. The result is the average industry pay for the location specified. **Source:** EMSI (economicmodeling.com)

% JOB CHANGE



Percent change in number of jobs in the location specified over the past year. **Source:** EMSI (economicmodeling.com)

GROSS REGIONAL PRODUCT



Gross regional product (GRP) is a monetary measure of the market value of all final goods and services produced in a region. **Source:** EMSI (economicmodeling.com)



Maritime

Economy in Federal Way

This report provides an overview of the economic impact of the maritime industry in Federal Way, Washington. Our area is a hotspot for this kind of talent. The national average for an area this size is 84 employees, while there are **202** here. Earnings per job are above the national average. The national average salary for your industries in an area this size is \$88,623, while in your area it is **\$144,258**. Earnings per jobs is the total industry earnings divided by the number of jobs in the industry.



\$144,258
Average Wage

The average maritime industry wage paid in Federal Way. **Source:** EMSI



202
Industry Jobs

The number of maritime industry worker jobs in Federal Way. **Source:** EMSI



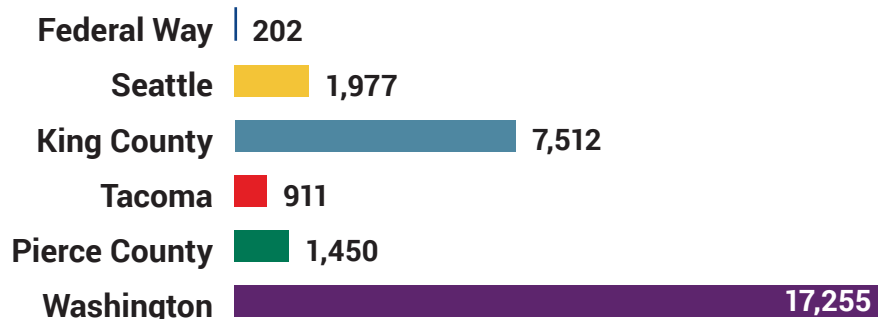
-35%
Past Growth (2015-2020)



-29%
Projected Growth (2020-2025)

Measuring Maritime Economy

JOBS



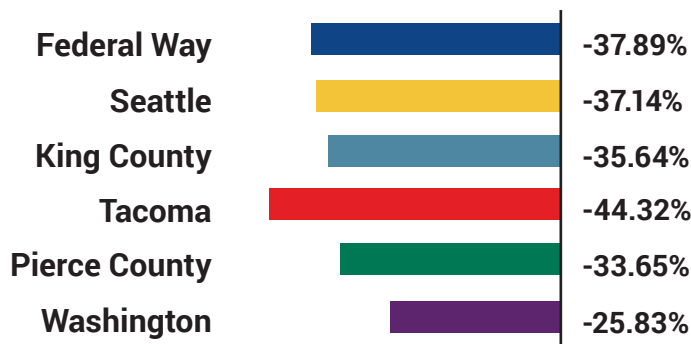
Number of jobs in this sector in the location specified, 2021. **Source:** EMSI (economicmodeling.com)

AVERAGE EARNINGS



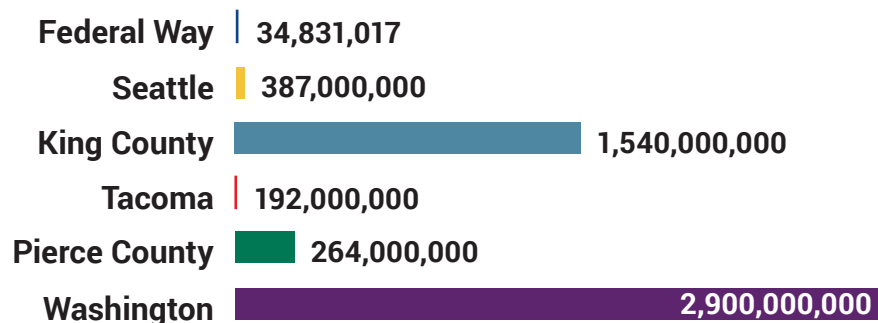
The average industry pay is calculated based on salaries of residents working in this sector, 2020. The salaries are added together, then divided by the number of residents employed in the sector. The result is the average industry pay for the location specified. **Source:** EMSI (economicmodeling.com)

% JOB CHANGE



Percent change in number of jobs in the location specified over the past year. **Source:** EMSI (economicmodeling.com)

GROSS REGIONAL PRODUCT



Gross regional product (GRP) is a monetary measure of the market value of all final goods and services produced in a region. **Source:** EMSI (economicmodeling.com)



Retail & Accommodation

Economy in Federal Way

This report provides an overview of the economic impact of the retail and accommodation services industry in Federal Way, Washington. The area is not over-weighted with this kind of talent. The national average for an area this size is 1,131 employees, while there are **739** here. Earnings per job are above the national average. The national average salary for your industries in an area this size is \$32,861, while in the area it is **\$49,350**. Earnings per jobs is the total industry earnings divided by the number of jobs in the industry.



\$49,350
Average Wage

The average retail and accommodation industry wage paid in Federal Way. **Source:** EMSI



739
Industry Jobs

The number of retail and accommodation industry jobs in Federal Way. **Source:** EMSI



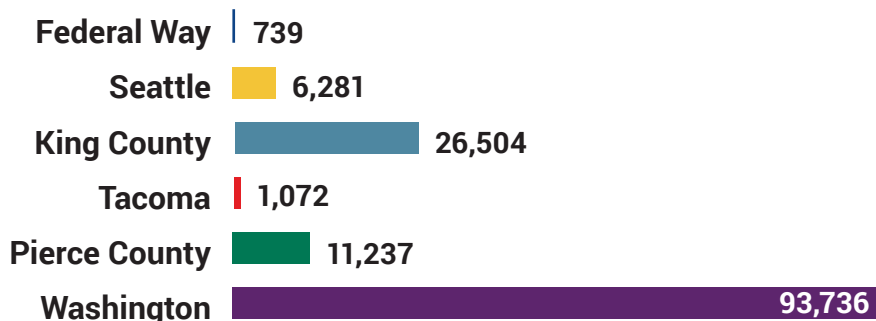
-28%
Past Growth (2015-2020)



24%
Projected Growth (2020-2025)

Measuring Retail & Accommodation Economy

JOBS



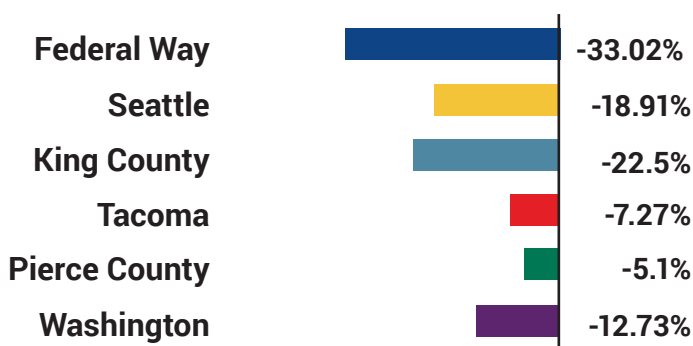
Number of jobs in this sector in the location specified, 2021. **Source:** EMSI (economicmodeling.com)

AVERAGE EARNINGS



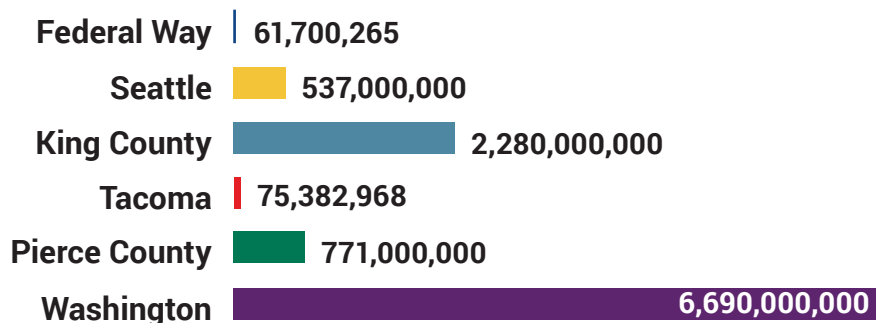
The average industry pay is calculated based on salaries of residents working in this sector, 2020. The salaries are added together, then divided by the number of residents employed in the sector. The result is the average industry pay for the location specified. **Source:** EMSI (economicmodeling.com)

% JOB CHANGE



Percent change in number of jobs in the location specified over the past year. **Source:** EMSI (economicmodeling.com)

GROSS REGIONAL PRODUCT



Gross regional product (GRP) is a monetary measure of the market value of all final goods and services produced in a region. **Source:** EMSI (economicmodeling.com)



Business Services

Economy in Federal Way

This report provides an overview of the economic impact of the business services industry in Federal Way, Washington. The area is not over-weighted with this kind of talent. The national average for an area this size is 2,663 employees, while there are **1,574** here. Earnings per job are above the national average. The national average salary for your industries in an area this size is \$122,651, while in your area it is **\$143,087**. Earnings per jobs is the total industry earnings divided by the number of jobs in the industry.



\$143,087
Average Wage

The average business services industry wage paid in Federal Way. **Source: EMSI**



1,574
Industry Jobs

The number of business services industry jobs in Federal Way. **Source: EMSI**



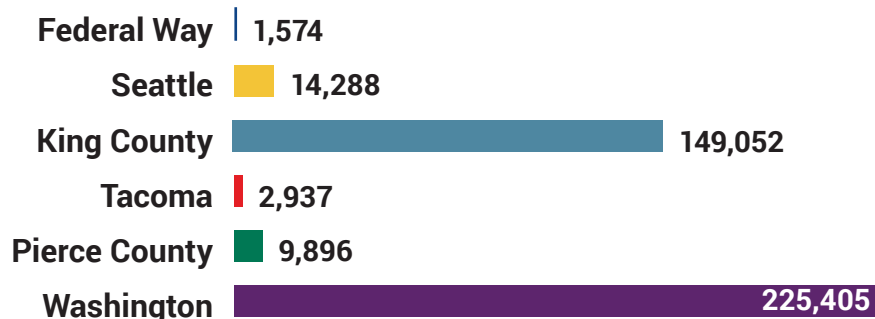
17%
Past Growth (2015-2020)



11%
Projected Growth (2020-2025)

Measuring Business Services Economy

JOBS



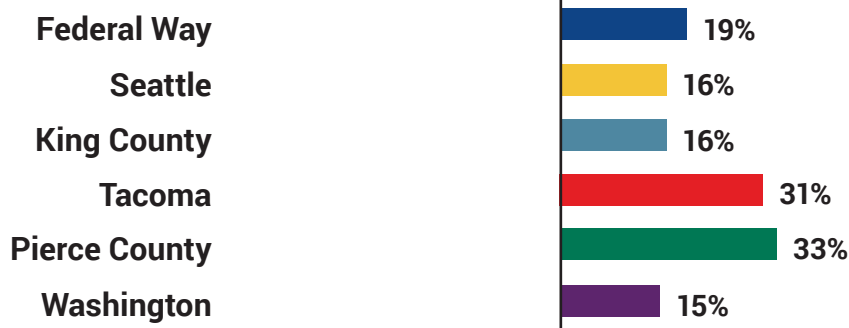
Number of jobs in this sector in the location specified, 2021. **Source:** EMSI (economicmodeling.com)

AVERAGE EARNINGS



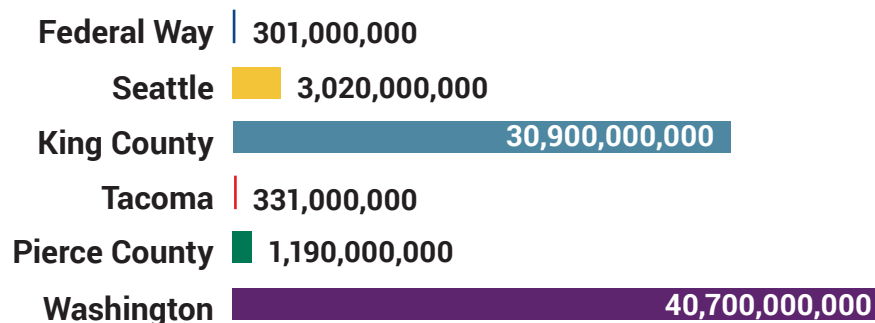
The average industry pay is calculated based on salaries of residents working in this sector, 2020. The salaries are added together, then divided by the number of residents employed in the sector. The result is the average industry pay for the location specified. **Source:** EMSI (economicmodeling.com)

% JOB CHANGE



Percent change in number of jobs in the location specified over the past year. **Source:** EMSI (economicmodeling.com)

GROSS REGIONAL PRODUCT



Gross regional product (GRP) is a monetary measure of the market value of all final goods and services produced in a region. **Source:** EMSI (economicmodeling.com)



Healthcare

Economy in Federal Way

This report provides an overview of the economic impact of the healthcare industry in Federal Way, Washington. The area is not over weighted with this kind of talent. The national average for an area this size is 4,844 employees, while there are **4,212** here. Earnings per job are about the same as the national average. The national average salary for your industries in an area this size is \$76,048, while in your area it is **\$76,331**. Earnings per jobs is the total industry earnings divided by the number of jobs in the industry.



\$76,331
Average Wage

The average healthcare industry wage paid in Federal Way. **Source:** EMSI



4,212
Industry Jobs

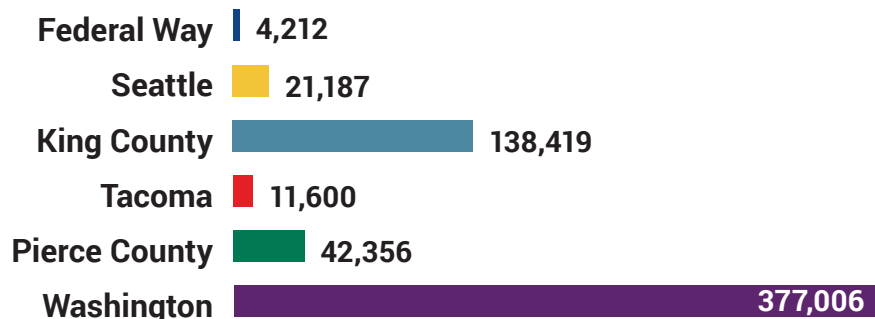
The number of healthcare industry jobs in Federal Way. **Source:** EMSI

 **-1.9%**
Past Growth (2016-2021)

 **1%**
Projected Growth (2020-2025)

Measuring Healthcare Economy

JOBS



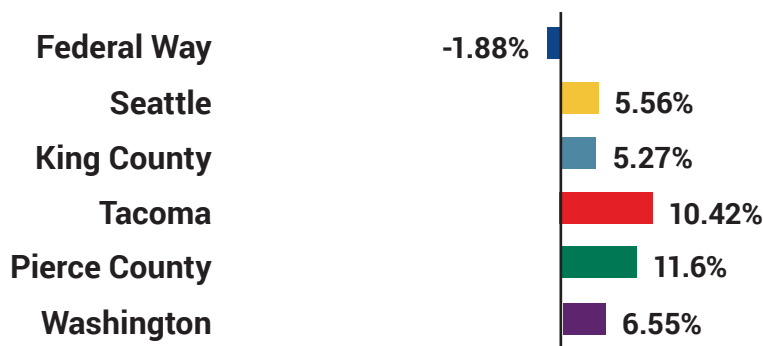
Number of jobs in this sector in the location specified, 2021. **Source:** EMSI (economicmodeling.com)

AVERAGE EARNINGS



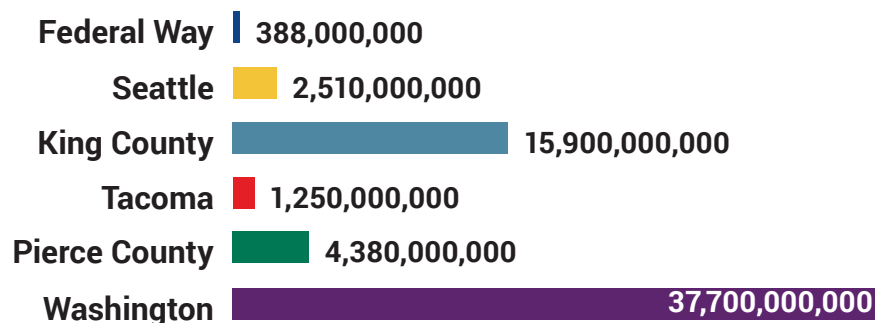
The average industry pay is calculated based on salaries of residents working in this sector, 2020. The salaries are added together, then divided by the number of residents employed in the sector. The result is the average industry pay for the location specified. **Source:** EMSI (economicmodeling.com)

% JOB CHANGE



Percent change in number of jobs in the location specified over the past year. **Source:** EMSI (economicmodeling.com)

GROSS REGIONAL PRODUCT



Gross regional product (GRP) is a monetary measure of the market value of all final goods and services produced in a region. **Source:** EMSI (economicmodeling.com)



Construction

Economy in Federal Way

This report provides an overview of the economic impact of the construction industry in Federal Way, Washington. The area is about average for this kind of talent. The national average for an area this size is 3,363 employees, while there are **3,390** here. Earnings per job are above the national average. The national average salary for your industries in an area this size is \$69,835, while in your area it is **\$84,635**. Earnings per jobs is the total industry earnings divided by the number of jobs in the industry.



\$84,365
Average Wage

The average construction industry wage paid in Federal Way. **Source:** EMSI



3,390
Industry Jobs

The number of construction industry jobs in Federal Way. **Source:** EMSI



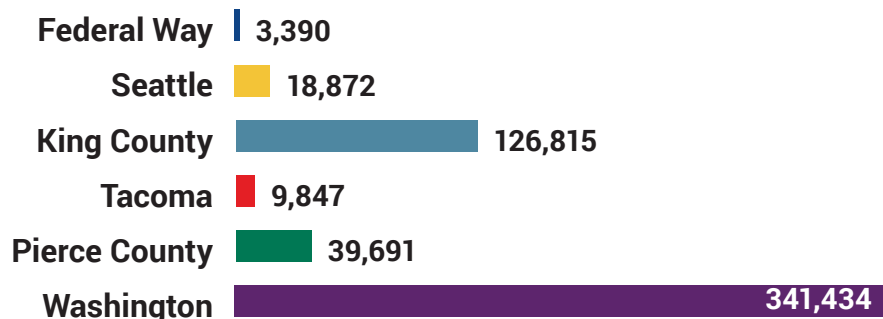
10%
Past Growth (2015-2020)



-2%
Projected Growth (2020-2025)

Measuring Construction Economy

JOBS




Number of jobs in this sector in the location specified, 2021. **Source:** EMSI (economicmodeling.com)

AVERAGE EARNINGS



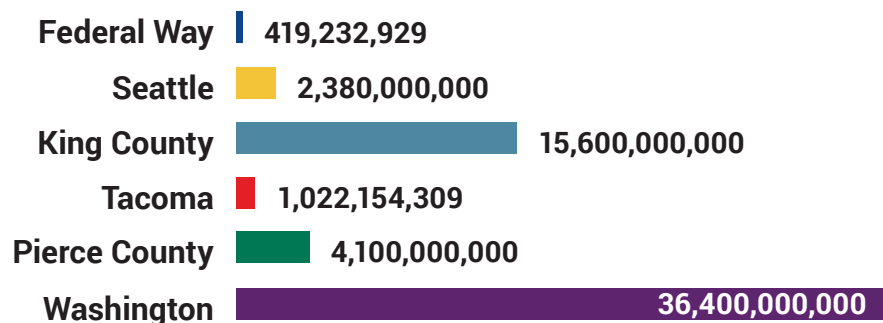
The average industry pay is calculated based on salaries of residents working in this sector, 2020. The salaries are added together, then divided by the number of residents employed in the sector. The result is the average industry pay for the location specified. **Source:** EMSI (economicmodeling.com)

% JOB CHANGE



Percent change in number of jobs in the location specified over the past year. **Source:** EMSI (economicmodeling.com)

GROSS REGIONAL PRODUCT



Gross regional product (GRP) is a monetary measure of the market value of all final goods and services produced in a region. **Source:** EMSI (economicmodeling.com)

METHODOLOGY

This report includes totalling 91,705 data points from 30 measures, collected from 2 public sources (described below). We also estimated 0 data points based on our estimation and projection methodology. Some of the summary data included in the report may not include suppressed data. Data suppression occurs in cases where private, identifying information would be disclosed. In most cases, this does not impact the total values presented in the report, but in cases where there are small industries or areas, data suppressions may reduce the accuracy of the data we can display.

SOURCES

EMSI

Website: <https://www.economicmodeling.com/>

American Community Survey

Website: <https://www.census.gov/programs-surveys/acs/data.html>; Data Year: 2029; The American Community Survey (ACS) publishes a rolling 5-year average profile of American communities.

Measures

Population, Race, Median Household Income, Unemployed Population, Employed Population, Population Below Poverty Level, Population with High School Diploma, Population with College Degree, Households, Median Home Value, Median Rent, Rent as Percentage of Income, Median Age, Poverty Rate, Percentage with High School Diploma, Percentage with College Degree, Unemployment Percentage.

Populations

Total, White alone, Black or African American alone, American Indian and Alaska Native alone, Asian alone, Native Hawaiian and Other Pacific Islander alone, Some other race alone, Two or more races.

Quarterly Census of Employment and Wages

Website: <https://www.bls.gov/cew/>; Data Year: 2029; The Quarterly Census of Employment and Wages (QCEW) program publishes a quarterly count of employment and wages reported by employers covering more than 95 percent of U.S. jobs, available at the county, MSA, state and national levels by industry.

Measures

Total Annual Wages, Taxable Annual Wages, Firms, Employment Level, Annual Contributions, Employment Growth (YoY Change), Firms (YoY Change), Wage Growth (YoY Change), Yearly Pay Growth (YoY Change), Average Industry Pay, Employment vs US Average, Wages vs US Average, Yearly Pay vs US Average.

Populations (Federal Way)

11 - Agriculture, Forestry, Fishing and Hunting, 21 - Mining, Quarrying, and Oil and Gas Extraction, 31-33 - Manufacturing, 22 - Utilities, 23 - Construction, 42 - Wholesale Trade, 44-45 - Retail Trade, 48-49 - Transportation and Warehousing, 51 - Information, 53 - Real Estate and Rental and Leasing, 55 - Management of Companies and Enterprises, 56 - Administrative and Support and Waste Management and Remediation Services, 61 - Educational Services, 62 - Health Care and Social Assistance, 52 - Finance and Insurance, 72 - Accommodation and Food Services, 81 - Other Services (except Public Administration), 92 - Public Administration, 71 - Arts, Entertainment, and Recreation, 54 - Professional, Scientific, and Technical Services.

Populations (Aerospace Industry Sector)

927 - Space Research and Technology, 336411 - Aircraft Manufacturing, 336412 - Aircraft Engine and Engine Parts Manufacturing, 336414 - Guided Missile and Space Vehicle Manufacturing, 336415 - Guided Missile and Space Vehicle Propulsion Unit and Propulsion Unit Parts Manufacturing, 336413 - Other Aircraft Parts and Auxiliary Equipment Manufacturing, 336419 - Other Guided Missile and Space Vehicle Parts and Auxiliary Equipment Manufacturing.

Populations (Agribusiness Industry Sector)

311 - Food Manufacturing, 115 - Support Activities for Agriculture and Forestry, 114 - Fishing, Hunting and Trapping, 112 - Animal Production and Aquaculture, 111 - Crop Production.

Populations (Forest Products Industry Sector)

113 - Forestry and Logging, 115 - Support Activities for Agriculture and Forestry, 321912 - Cut Stock, Resawing Lumber, and Planing, 322 - Paper Manufacturing, 333243 - Sawmill, Woodworking, and Paper Machinery Manufacturing, 4233 - Lumber and Other Construction Materials Merchant Wholesalers, 4241 - Paper and Paper Product Merchant Wholesalers.

Populations (ICT Industry Sector)

333242 - Semiconductor Machinery Manufacturing, 333316 - Photographic and Photocopying Equipment Manufacturing, 333318 - Other Commercial and Service Industry Machinery Manufacturing, 334111 - Electronic Computer Manufacturing, 334112 - Computer Storage Device Manufacturing, 334118 - Computer Terminal and Other Computer Peripheral Equipment Manufacturing, 334210 - Telephone Apparatus Manufacturing, 334220 - Radio

and Television Broadcasting and Wireless Communications Equipment Manufacturing, 334310 - Audio and Video Equipment Manufacturing, 334412 - Bare Printed Circuit Board Manufacturing, 334413 - Semiconductor and Related Device Manufacturing, 334416 - Capacitor, Resistor, Coil, Transformer, and Other Inductor Manufacturing, 334417 - Electronic Connector Manufacturing, 334418 - Printed Circuit Assembly (Electronic Assembly) Manufacturing, 334419 - Other Electronic Component Manufacturing, 334513 - Instruments and Related Products Manufacturing for Measuring, Displaying, and Controlling Industrial Process Variables, 334515 - Instrument Manufacturing for Measuring and Testing Electricity and Electrical Signals, 334516 - Analytical Laboratory Instrument Manufacturing, 334613 - Blank Magnetic and Optical Recording Media Manufacturing, 334614 - Software and Other Prerecorded Compact Disc, Tape, and Record Reproducing, 423430 - Computer and Computer Peripheral Equipment and Software Merchant Wholesalers, 511210 - Software Publishers, 515210 - Cable and Other Subscription Programming, 517110 - Wired Telecommunications Carriers, 517410 - Satellite Telecommunications, 517911 - Telecommunications Resellers, 517919 - All Other Telecommunications, 518210 - Data Processing, Hosting, and Related Services, 519130 - Internet Publishing and Broadcasting and Web Search Portals, 532420 - Office Machinery and Equipment Rental and Leasing, 541511 - Custom Computer Programming Services, 541512 - Computer Systems Design Services, 541513 - Computer Facilities Management Services, 541519 - Other Computer Related Services, 811212 - Computer and Office Machine Repair and Maintenance, 811213 - Communication Equipment Repair and Maintenance,.

Populations (Life Sciences Industry Sector)

3345 - Navigational, Measuring, Electromedical, and Control Instruments Manufacturing, 3391 - Medical Equipment and Supplies Manufacturing, 3254 - Pharmaceutical and Medicine Manufacturing, 54171 - Research and Development in the Physical, Engineering, and Life Sciences.

Populations (Maritime Industry Sector)

3117 - Seafood Product Preparation and Packaging, , 3366 - Ship and Boat Building, 48832 - Marine Cargo Handling, 11411 - Fishing, 483112 - Deep Sea Passenger Transportation, 483114 - Coastal and Great Lakes Passenger Transportation, 56152 - Tour Operators.

Populations (Retail & Accommodation Industry Sector)

441 - Motor Vehicle and Parts Dealers, 442 - Furniture and Home Furnishings Stores, 443 - Electronics and Appliance Stores, 444 - Building Material and Garden Equipment and Supplies Dealers, 446 - Health and Personal Care Stores, 445 - Food and Beverage Stores, 448 - Clothing and Clothing Accessories Stores, 447 - Gasoline Stations, 721 - Accommodation, 722 - Food Services and Drinking Places.

Populations (Business Services Industry Sector)

5415 - Computer Systems Design and Related Services, 5417 - Scientific Research and Development Services, 5411 - Legal Services, 5412 - Accounting, Tax Preparation, Bookkeeping, and Payroll Services, 5413 - Architectural, Engineering, and Related Services, 5414 - Specialized Design Services, 5416 - Management, Scientific, and Technical Consulting Services, 5418 - Advertising, Public Relations, and Related Services, 5419 - Other Professional, Scientific, and Technical Services.

Populations (Healthcare Industry Sector)

3391 - Medical Equipment and Supplies Manufacturing, 446 - Health and Personal Care Stores, 42345 - Medical, Dental, and Hospital Equipment and Supplies Merchant Wholesalers, 52411 - Direct Life, Health, and Medical Insurance Carriers, 621 - Ambulatory Health Care Services, 622 - Hospitals, 623 - Nursing and Residential Care Facilities.

Populations (Construction Industry Sector)

2362 - Nonresidential Building Construction, 4233 - Lumber and Other Construction Materials Merchant Wholesalers, 2361 - Residential Building Construction, 2371 - Utility System Construction, 2373 - Highway, Street, and Bridge Construction.

**Thank
you!**

District 30 Legislators

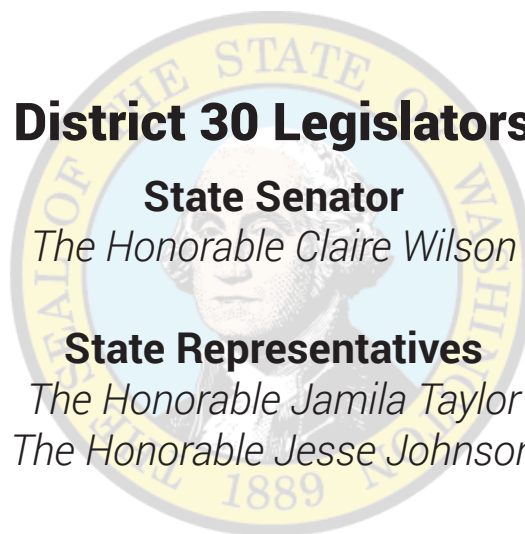
State Senator

The Honorable Claire Wilson

State Representatives

The Honorable Jamila Taylor

The Honorable Jesse Johnson



This publication was supported in part by the state of Washington.



The Chamber of Commerce Building
31919 1st Ave S, Ste 202
Federal Way, WA 98003



This publication was printed/mailed
by **Minuteman Press of Federal Way.**

Pivotal Partners



Cornerstone Investors



Champion Investors

