

Basement

\$100,001 to \$250,000

Creating A Desirable & Personalized Lower Level

This young family was ready to **reclaim their underused - and pretty much avoided - basement.**
They had a list, but didn't really know how to make it happen.

Priority List:

- Workout space
- Hobby area
- Movie room
- Open up staircase

Secondary List:


- Bathroom upgrade
- Maintaining guest room
- Contemporary feel

Before



Before

Before



Client Needs

Workout & Hobby Space

Being regimented to do regular workouts is tough enough. Going to a harshly lit corner of the dim basement isn't really motivating either.

Having a confined area limited some types of lifting and yoga forms. Plus, having to share space with hobby gear just adds to the distraction - and potential excuses.

Client Needs

Optimized Floor Plan

The original floor plan had a **mix of wasted and awkward space** - like the small room behind the bar and around the staircase. The commanding position of the staircase was a source of frustration to the homeowners.

Storage is an important element when you have an active family that enjoys camping, hunting, and canoeing.



Client Needs

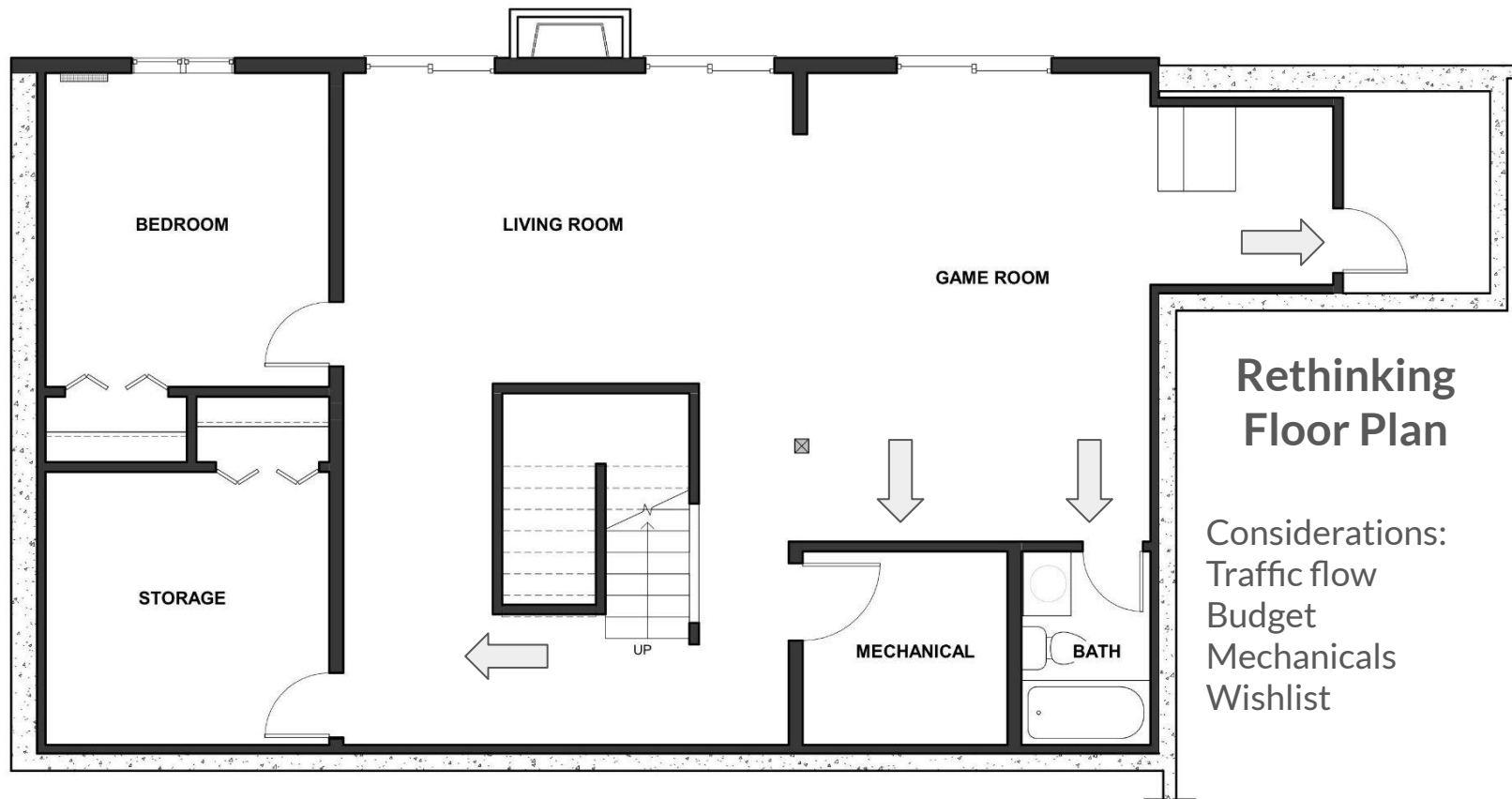
Open To A New Look

The homeowners wanted the main gathering space to feel like it was **open and contemporary**.

They appreciated the amount of natural light, but **three patio doors** did restrict furniture placement.

One of their goals was to **open up the staircase** to let light spread between levels and minimize the feeling of being in a basement.





Existing Floor Plan

Rethinking Floor Plan

Considerations:
Traffic flow
Budget
Mechanicals
Wishlist


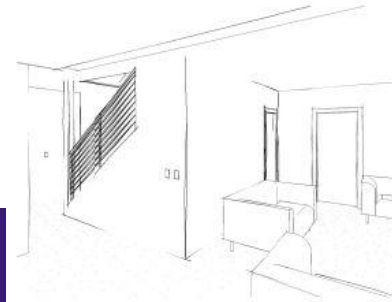
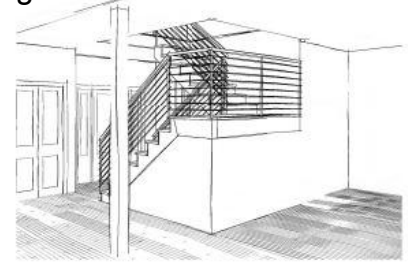
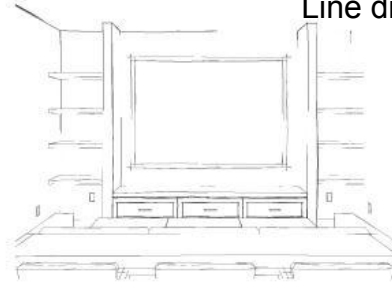
Option 1

Workout room on end in bedroom location
with double theater doors



Option 2 - Final Concept

Workout room in middle next to hobby room
Line drawings of features

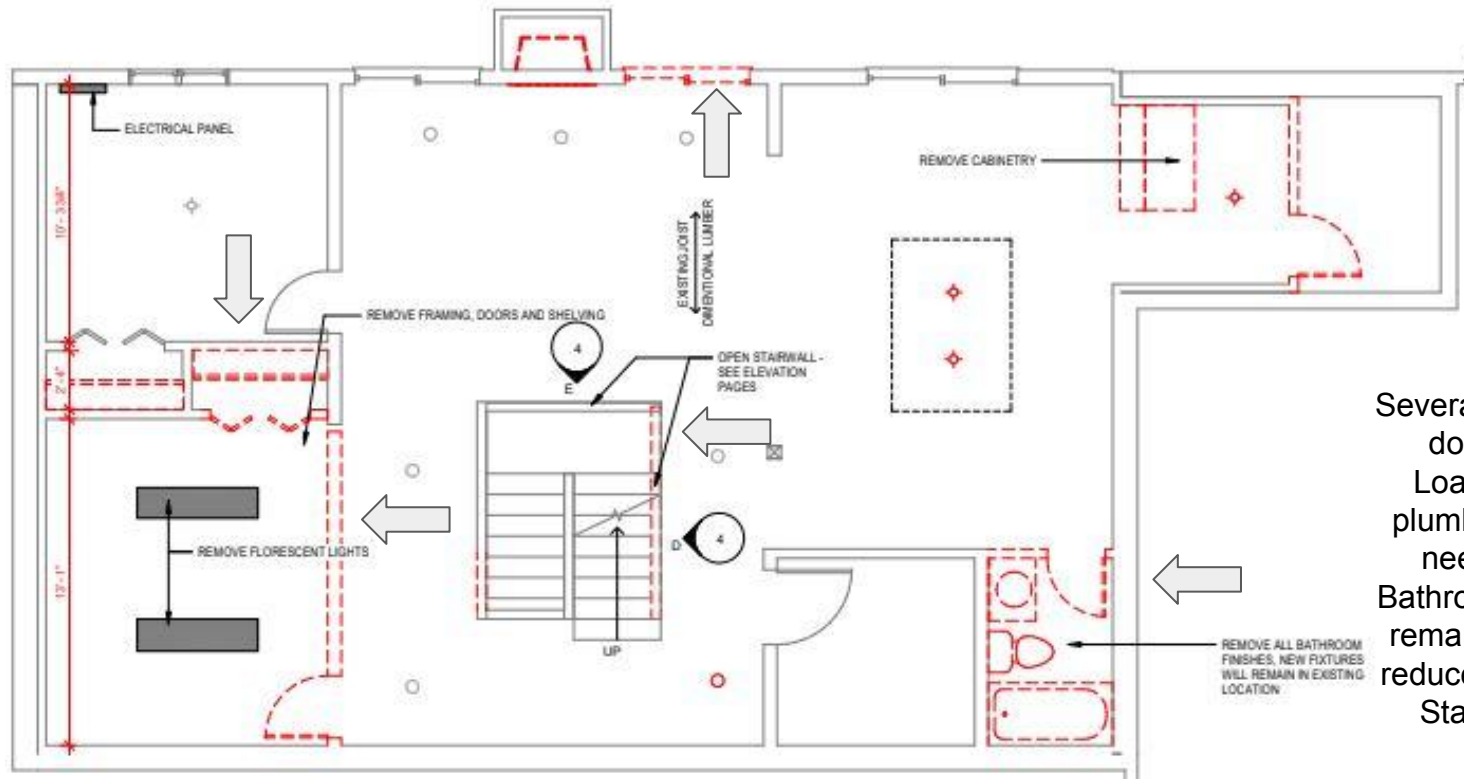


Options

“And the award goes to...” While a couple variations were presented, having the movie room in the back allowed for the gym to receive more natural light. The walls of windows around the gym is another way the space “performs” bigger. The hobby room utilizes the entire former bar area perfectly. Several mechanical and structural changes demanded that the wall between the bedroom and theater be carefully designed.

Demo Plan

Structural & Mechanical Challenges

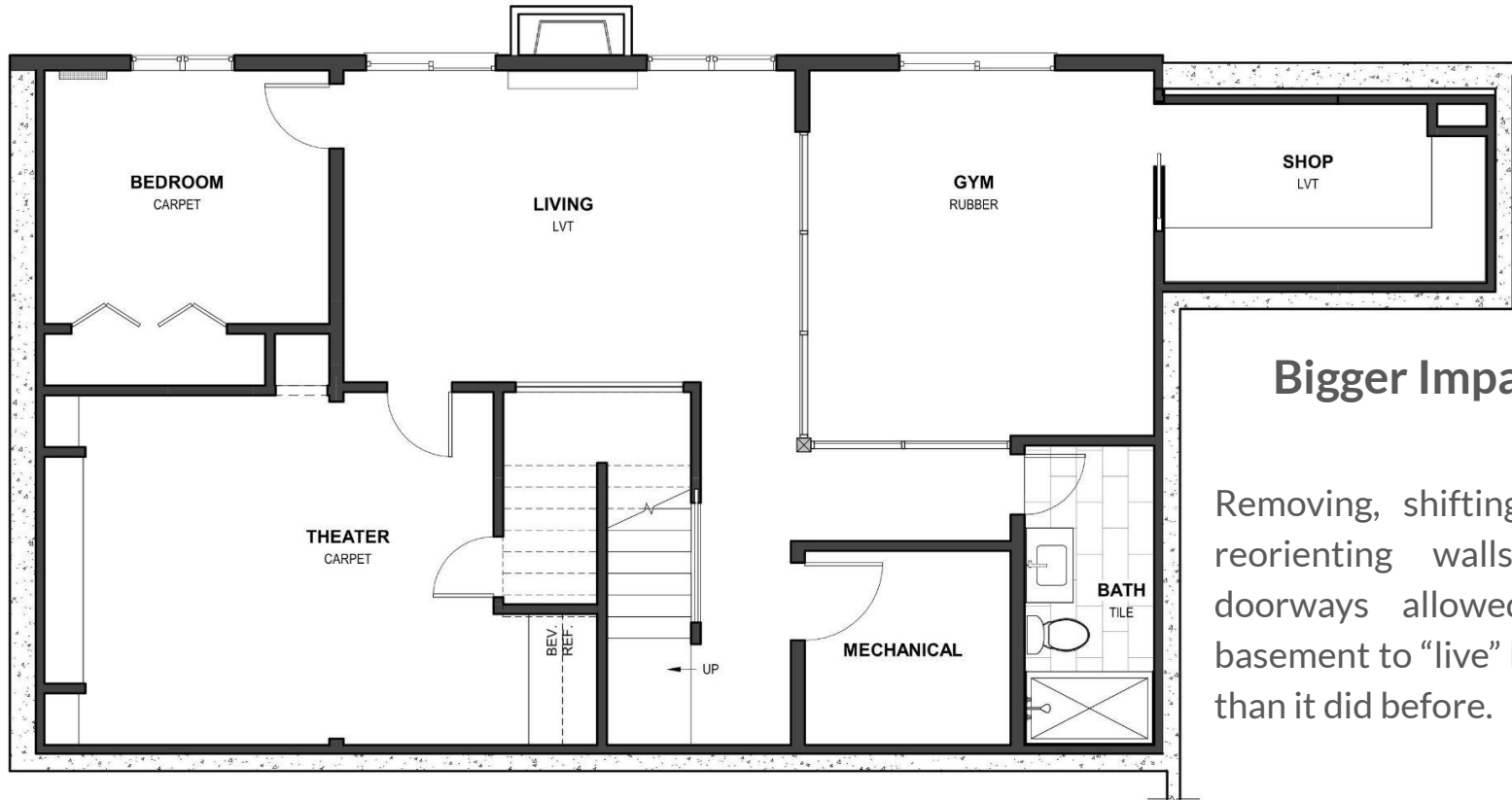


Demo Plan

Several walls and one patio door were removed.

Load-bearing wall and plumbing for upper levels needed to be shifted.

Bathroom and mechanicals remained in same area to reduce unnecessary costs. Staircase opened up.



Bigger Impact

Removing, shifting, and reorienting walls and doorways allowed the basement to “live” bigger than it did before.

Final Floor Plan



Director's Cut: Special Features



The recessed and stepped ceiling hides beams, special lighting, and cabling for the electronic theater components. Drawers under the screen offer storage for gaming accessories.

The lit niche keeps movie controls easy to access, but also hosts the post points to redistribute the weight load and the plumbing lines that go to floors above.

Not pictured on the back wall are a snack bar plus a door to access storage under the steps for camping gear.

Happy Heartbeats


Before



Time to weigh in! Who wouldn't want to go get the heart rate going in this new gym? No more excuses about skipping a workout because of a dark and crowded room to do workouts in. Now, it's well-lit, spacious, inviting, and organized. **The gym features a rubber floor, glass walls, and an extra ventilation fan.**

Hobby Area Points The Way

The hobby space is right on point now! With interests in bow hunting and paddle sports, this **new room allows for specialized cabinets for supplies and directional lighting** for making arrows and repairing bows. Plus, no more sharing the room with people sweating on a treadmill.





Optimizing Openness

The new reading area is an open book with the airy staircase to the main level, the paneled windows around the workout room and the swap from a patio door to a window.


The fireplace was also updated with a new surround, mantel, and gas insert.

Be Our Guest

One of the secondary wish items was to **update the bathroom and maintain a guest room.**

The bathroom stayed in the same location **to preserve costs** for other features, but was slightly expanded and refreshed with new fixtures including a shower rather than a tub.

Since it was a spare bedroom rather than a family one, the size was reduced to accommodate the shifted plumbing and structural beams.









Oscar-Worthy Feature

To be up for the CotY award means an exceptional final cut. Here's our leading roles in the project.

- Edited the basement floor plan to **feature the family's favorite activities** - exercising, doing hobbies, having movie nights with family or friends, reading books by the fire, and hosting overnight guests.
- Directed structural changes to **optimize the floor plan** to elevate the theater room with custom cabinetry for ultimate sound, lighting, storage, and snack zone.
- **Modeled contemporary elements** in the window, fireplace, and staircase railings to refresh the entire space and **created more crossover light** throughout the space.
- **Produced ultimate storage** with a built-in snack bar, room for camp gear under the steps, shelving for workout gear, custom cabinetry for theater electronics and hobby supplies, and maintained mechanical room for surplus storage.
- **Scored 5-star rating from the homeowners and their daughters** who now love the lower level and all its features.

