

Minneapolis Modern

Residential Interior \$100K-\$250K

With modern, clean lines and a sophisticated yet playful feel, there's certainly a lot to love about this kitchen makeover!


Prior to the remodel, the outdated kitchen was small, closed in, and lacked the cabinet and counter space the homeowners desired. The main goal was to create more space in the kitchen, opening it up to the rest of the home and providing a gathering space around the island. The structure for the floor system above and below was different than we expected, which made this project a little challenging. However, we were able to get creative to resolve and maintain the original design intent, and it worked out beautifully!

Client Needs


- Open Kitchen to the rest of the home
- More counter space and better storage
- Gathering space around the island
- Built-in bar off the dining room



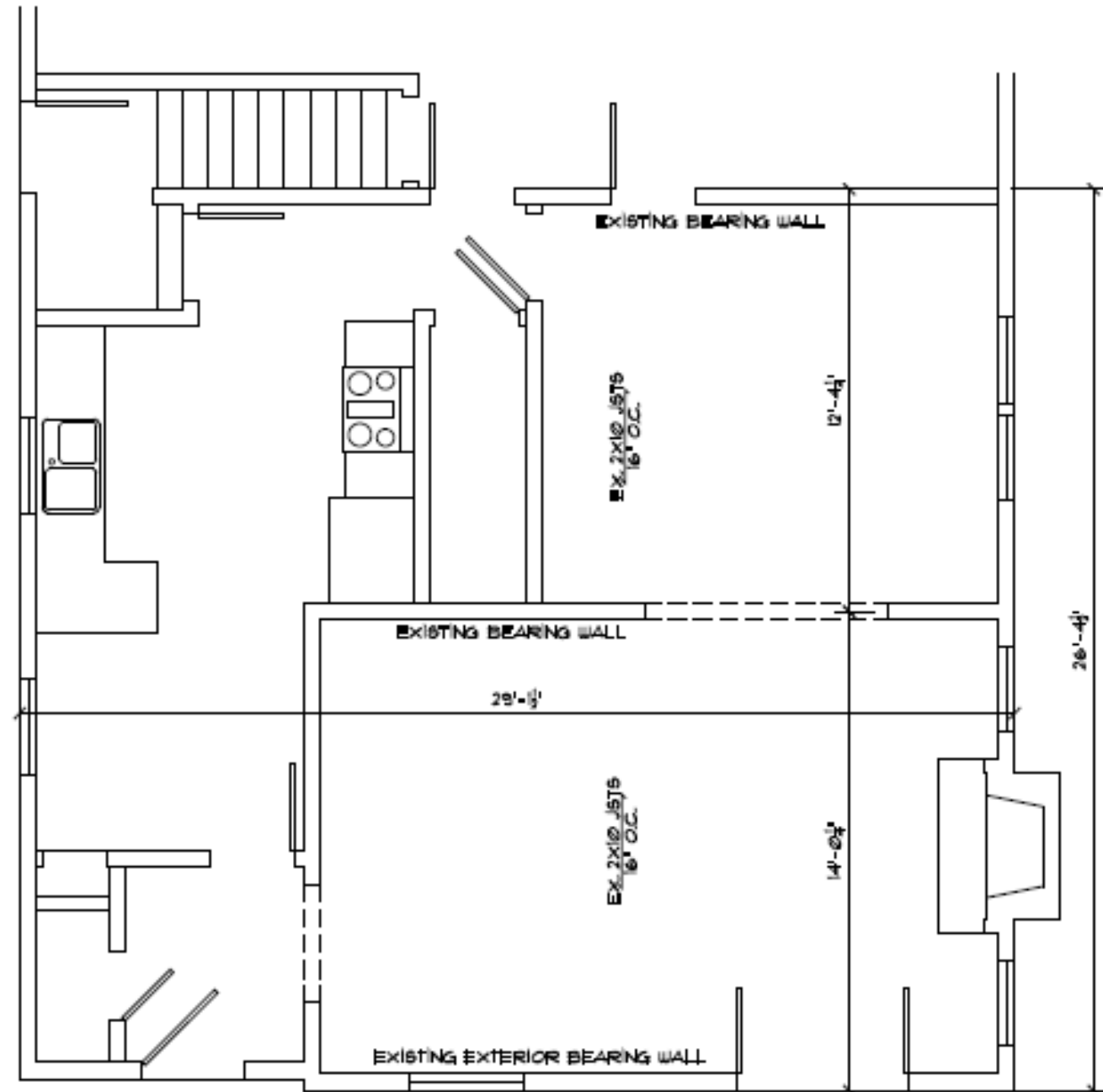
Before & After



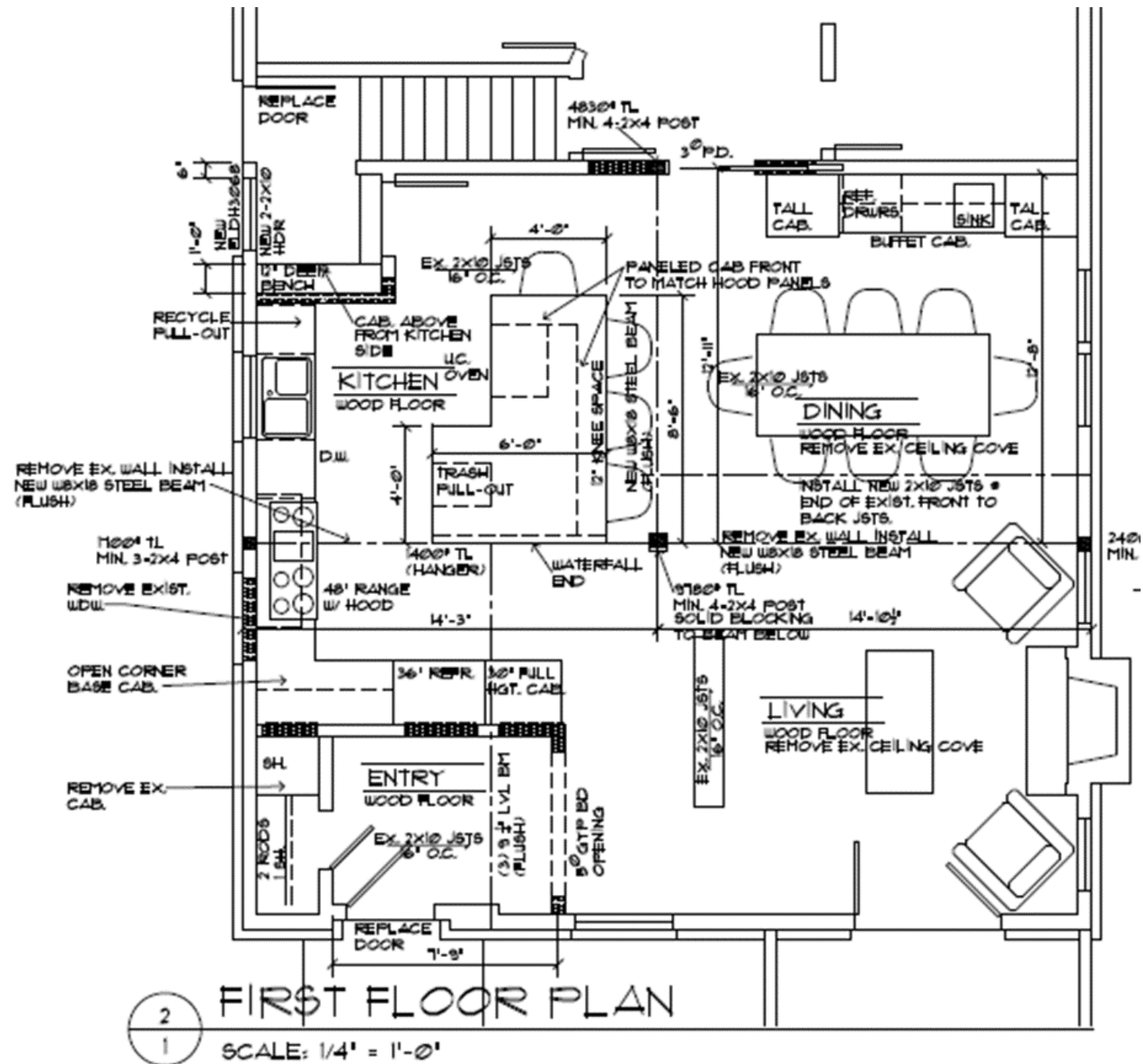
Before & After



Existing Floor Plan



After Floor Plan



Function

- Open floor plan was achieved by eliminating walls that separated the existing living room, dining room, and kitchen
- The large new island creates additional counter space and is an excellent gathering spot for family and friends
- Ceiling height cabinets provide ample storage space while open shelving gives easy access to more everyday use items
- High-end 48" wide range and oven—good for entertaining
- 5-IN-1 oven can be used as a convection oven, toaster oven, warming/proofing oven, precision cook oven, and microwave. Comes in handy when it is unnecessary to warm up the large oven
- Fully integrated/seamless **Liebherr** refrigeration fulfills both design and storage needs
- Built-in bar off the dining room with under cabinet LED lighting
- Bar cabinets feature sliding pocket cabinet doors that conceal workstations and storage when closed and can be stowed when open, allowing a clean look and elbow room when workstations are in use



Aesthetics

- Lighter, brighter, and more open kitchen
- Gorgeous custom cabinetry constructed with white oak and finished with a rubio monocoat
- Slatted cabinet doors at the bar accent the otherwise slab cabinet doors throughout
- Maori granite countertops and backsplash creates a stunning contrast with the white walls and gorgeous cabinetry
- Waterfall countertop feature at island
- Stunning light fixtures and recessed lighting
- LED under cabinet and open shelf lighting
- Panel covered refrigerator and dishwasher
- Edge cabinet pulls
- High-end chrome faucets



Craftsmanship & Innovation

- Gorgeous custom white oak cabinetry, expertly finished with a rubio monocoat
- Pocket cabinet doors
- Seamless finessing of the waterfall countertop joint
- The kitchen became brighter despite the removal of a window which made room for the new kitchen layout
- Large island better serves family and guests
- Existing hardwood was sanded down, patched where needed, and completely refinished
- Carefully executed framing modifications and added a structural beam
- Installed temporary walls to support ceiling during removal of walls

Challenges:

The structure for the floor system above and below was different than we expected, which made this project a little challenging. However, we were able to get creative to resolve and maintain the original design intent, without delaying the project, and it worked out beautifully!



Construction Photos

